

# MINO 40 flex mid lumen

ceiling / suspended system


042-011G037 006-4220010H 042-100401G



Project / Type

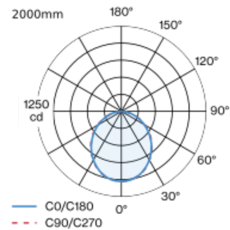
Notes

Count / Date

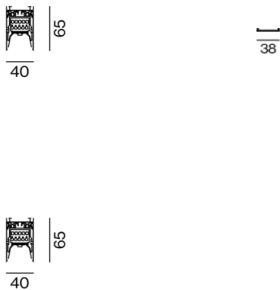


Luminaire housing made of extruded aluminium profile; angular design; for continuous lighting systems; light tight final end caps made of aluminium (available as an accessory); no visible screws; surface white aluminium powder coated; for ceiling surface mounting or suspended mounting (1500 mm cable suspension as an accessory); height adjustment without tools; luminaire profile can be pre-mounted; pre-assembled power rail for power supply in luminaire profile; voltage tap of the light inset on the power rail; remaining lamp components mounted without tools; LED light inset consisting of highly reflective lacquered aluminium for improved thermal management; light colour 3000 K; binning initial MacAdam  $\leq 3$  SDCM; CRI  $\geq 90$ ; min. 90% of luminous flux after 50000 operating hours; energy efficient LEDs with high CRI; micro prismatic PMMA diffuser incl. diffuser film for homogeneous illumination and reduced luminance; degree of protection IP20; PC1; 220-240 V; internal wiring in light halogen free; incl. DALI-2 converter; accessories are listed separately; light source replaceable by an authorized professional; control gear replaceable by an authorized professional;

## Light distribution



## Product drawing



## General

Ceiling | Suspended

white aluminium | RAL 9006

IP20

2720 lm

1360 lm/m

## LED

3000 K

CRI  $\geq 90$

L90 / 50000 h

initial MacAdam  $\leq 3$  SDCM

R<sub>g</sub>: 99 | R<sub>f</sub>: 91 | R<sub>f(1-15)</sub>: 89

MR 0.61 | MDER 0.55

## Optical

High Performance Opal | opal (lambertsch)

PstLM  $\leq 1.0$ <sup>1 2 3 4 5 6</sup> | SVM  $\leq 0.4$ <sup>1 2 3 4 5 6</sup>

## Electrical

DALI-2 | 1 DALI Addr.

PC1 | 220-240 V

system 23.4 W

system 116 lm/W<sup>7</sup>

12 W/m

## Physical

length 2000 mm | width 40 mm | height 65 mm

7.4 kg

L (mm): 1500 - 2000, breakable every 125mm

<sup>1</sup> 2000mm <sup>2</sup> 1500mm <sup>3</sup> 1875mm <sup>4</sup> 1625mm <sup>5</sup> 1750mm  
<sup>6</sup> Value of containing product at full load (undimmed)  
<sup>7</sup> incl. consideration of optical losses, internal control unit losses & operating device efficiency

## Installation instructions



## Lighting calculator

