

SASSO 100 round adjustable trimless soft acoustic ceiling

048-2720017W 048-2796197 002-90780



Project / Type

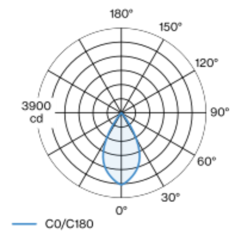
Notes

Count / Date



Round recessed spotlight in die-cast aluminium; 1 lamp; surface traffic white; 360° rotatable and 30° tiltable; installation without tools in mounting set due to patented ball catch system; round installation housing; traffic white; for trimless installation in soft acoustic ceilings; suitable for ceiling thickness of 25-40 mm; passive cooling of the LEDs through improved heat sink geometry; with COB (Chip on Board) technology for maximum efficiency; no appearance of multiple shadows; light colour 3000 K; binning initial MacAdam ≤ 2 SDCM; CRI ≥ 90 ; min. 80% of luminous flux after 50000 operating hours; energy efficient LEDs with high CRI; incl. high quality lens system; precise radiation characteristic with 56° beam; degree of protection from below IP40 (from above IP20); PC2; 220-240 V; incl. converter, non dimmable; through wiring connection box, 3-pole or 5-pole, available as an accessory; accessories are listed separately; light source replaceable by an authorized professional; control gear replaceable by an authorized professional;

Light distribution



Product drawing



General

Ceiling | Recessed

tilt max 30°

rotation 360°

traffic white | RAL 9016

Mounting set traffic white

front IP40 | back IP20

2480 lm

fixture 109 lm/W ¹

LED

3000 K

CRI ≥ 90

L80 / 50000 h

initial MacAdam ≤ 2 SDCM

R_g: 99 | R_f: 90 | R_{t-15}: 87

MR 0.6 | MDER 0.54

Optical

wide flood | beam angle 56°

Electrical

non DIM

PC2 | 220-240 V

system 26.7 W | fixture 22.7 W

36 Vf | 650 mA

Physical

trimless for acoustic ceiling

diameter 114 mm | height 95 mm

0.54 kg

Cutout

diameter 100 mm

min. ceiling thickness 25 mm | max. ceiling thickness 40 mm

recessed depth 100 mm

¹ incl. consideration of optical losses & internal control unit losses

Installation instructions



Lighting calculator



SASSO 100 round adjustable trimless soft acoustic ceiling

048-2720017W 048-2796197 002-90780



Project / Type

Notes

Count / Date

Maintenance Factors

Operating Time [h]	10 000	20 000	30 000	40 000	50 000
LLMF	0.964	0.923	0.884	0.847	0.811
LSF	1	1	1	1	1
MF	LMF × RSMF × LLMF × LSF		RSMF ^a Room Surface Maintenance Factor		
MF	Maintenance Factor		LLMF Lamp Lumens Maintenance Factor		
LMF ^a	Luminaire Maintenance Factor		LSF Lamp Survival Factor		

^a According to "CIE 97, Maintenance of indoor electric lighting systems", 2005, ISBN 3-900-734-34-8. The values must be determined by the planner.

Circuit Breaker Types

Automatic Circuit Breaker Type	Number of Fixtures
B10	33
B16	53
B20	67
B25	83
C10	40
C16	64
C20	80
C25	100

Components

MOUNTING SET trimless for soft acoustic ceilings

COLOUR	Ø (MM)	ARTICLE NUMBER(S)
traffic white	114	048-2796197



POWER SUPPLY


L-W-H (MM)	ARTICLE NUMBER(S)
143-43-30	002-90780



Mounting accessories

PRIMED CONCRETE MOUNTING HOUSING

L-W-H (MM)	ARTICLE NUMBER(S)
614-307-120	048-2695110



Mounting accessories

MOUNTING TOOL

TYPE	COLOUR	L-W-H (MM)	ARTICLE NUMBER(S)
for soft acoustic ceilings	traffic black	104-104-35	048-2795910



SASSO 100 round adjustable trimless soft acoustic ceiling

048-2720017W 048-2796197 002-90780



Project / Type

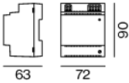
Notes

Count / Date

Optional electrical accessories

DIN RAIL POWER SUPPLY

L-W-H (MM)	ARTICLE NUMBER(S)
72-90-63	005-6520210



DIN RAIL LED DRIVER

L-W-H (MM)	ARTICLE NUMBER(S)
36-88-59	005-6121030



Optional electrical accessories

POWER SUPPLY PRE-WIRED with junction box

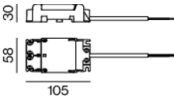
ARTICLE NUMBER(S)
002-90767A
002-90789A
002-90776A
002-90766A
002-90780A
002-90774A



Electrical accessories

THROUGH WIRING CONNECTION BOX

TYPE	L-W-H (MM)	ARTICLE NUMBER(S)
non DIM cable ø 4 – 12 mm	105-58-30	005-2531110
DALI cable ø 4 – 12 mm	105-58-30	005-2551110



Optical accessories

HONEYCOMB LOUVER

TYPE	COLOUR	Ø (MM)	ARTICLE NUMBER(S)
for BO 55 SASSO 100	jet black	50	007-1965598



SASSO 100 round adjustable trimless soft acoustic ceiling

048-2720017W 048-2796197 002-90780

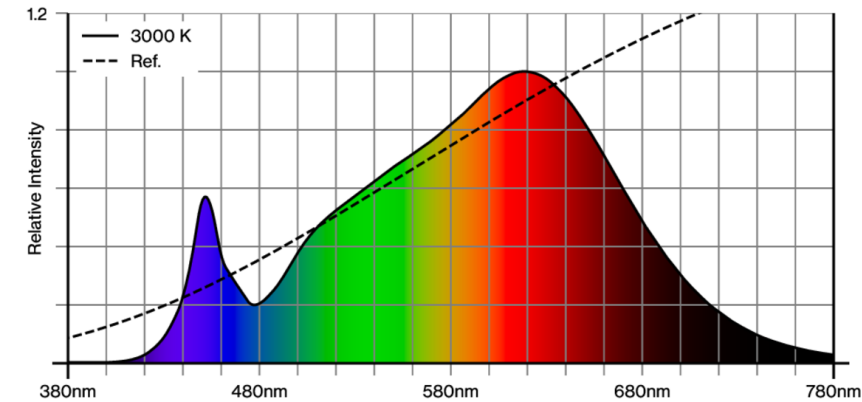


Project / Type

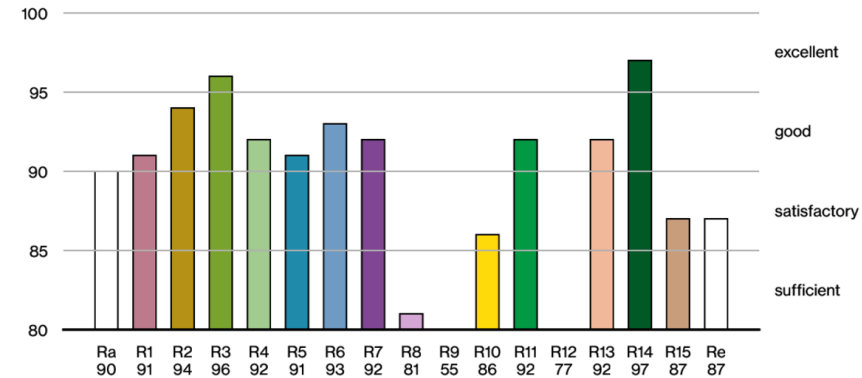
Notes

Count / Date

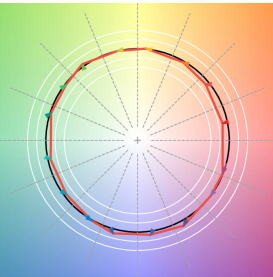
Colour rendering



CRI/R_a ≥ 91 R_e ≥ 87 (3000 K)



TM30 colour vector graphic



The black line represents the black body reference. The red line indicates the results of the test light source. The deviation from the test light source to the reference is shown and is marked by arrows. The shorter the arrows, the higher the color rendering.