

# SASSO 100 round adjustable trim soft acoustic ceiling

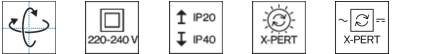
048-2720119W 048-2796398 002-90780



Project / Type

Notes

Count / Date



### General

Ceiling | Recessed

tilt max 30°

rotation 360°

gold | RAL 260-M<sup>1</sup>

Mounting set jet black

front IP40 | back IP20

2570 lm

fixture 113 lm/W<sup>2</sup>

### LED

4000 K

CRI ≥ 90

L80 / 50000 h

initial MacAdam ≤ 2 SDCM

R<sub>g</sub>: 98 | R<sub>f</sub>: 90 | R<sub>[1-15]</sub>: 88

MR 0.8 | MDER 0.72

### Optical

wide flood | beam angle 56°

≥65° <1500 cd/m<sup>2</sup>

### Electrical

non DIM

PC2 | 220-240 V

system 26.7 W | fixture 22.7 W

36 Vf | 650 mA

### Physical

with trim for acoustic ceiling

diameter 114 mm | height 95 mm

0.54 kg

### Cutout

diameter 100 mm

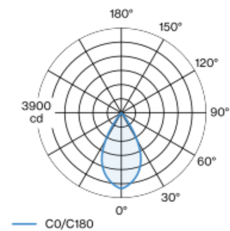
min. ceiling thickness 25 mm | max. ceiling thickness 40 mm

recessed depth 100 mm

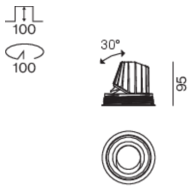
<sup>1</sup> RAL code  
<sup>2</sup> incl. consideration of optical losses & internal control unit losses

Round recessed spotlight in die-cast aluminium; 1 lamp; surface gold; 360° rotatable and 30° tiltable; installation without tools in mounting set due to patented ball catch system; round installation housing; with trim jet black; for installation in soft acoustic ceilings; suitable for ceiling thickness of 25-40 mm; passive cooling of the LEDs through improved heat sink geometry; with COB (Chip on Board) technology for maximum efficiency; no appearance of multiple shadows; light colour 4000 K; binning initial MacAdam ≤ 2 SDCM; CRI ≥ 90; min. 80% of luminous flux after 50000 operating hours; energy efficient LEDs with high CRI; incl. high quality lens system; precise radiation characteristic with 56° beam; degree of protection from below IP40 (from above IP20); PC2; 220-240 V; incl. converter, non dimmable; through wiring connection box, 3-pole or 5-pole, available as an accessory; accessories are listed separately; light source replaceable by an authorized professional; control gear replaceable by an authorized professional;

### Light distribution



### Product drawing



### Installation instructions



### Lighting calculator

