

# SASSO 100 round adjustable trim soft acoustic ceiling

048-2720911S 048-2796398 002-90789



Project / Type

Notes

Count / Date



### General

Ceiling | Recessed

tilt max 30°

rotation 360°

jet black | RAL 9005

Mounting set jet black

front IP40 | back IP20

2210 lm

fixture 97 lm/W <sup>1</sup>

### LED

2700 K

CRI ≥ 90

L80 / 50000 h

initial MacAdam ≤ 2 SDCM

R<sub>g</sub>: 97 | R<sub>f</sub>: 91 | R<sub>f(1-15)</sub>: 87

MR 0.52 | MDER 0.47

### Optical

spot | beam angle 20°

UGR ≤ 13

PstLM ≤ 1.0 <sup>2</sup> | SVM ≤ 0.4 <sup>2</sup>

### Electrical

DALI-2 | 1 DALI Addr.

PC2 | 220-240 V

system 26.7 W | fixture 22.7 W

36 Vf | 650 mA

### Physical

with trim for acoustic ceiling

diameter 114 mm | height 95 mm

0.7 kg

### Cutout

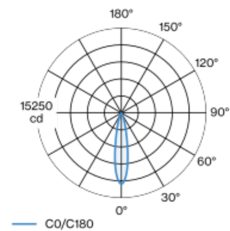
diameter 100 mm

min. ceiling thickness 25 mm | max. ceiling thickness 40 mm

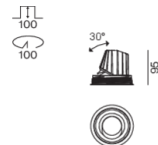
recessed depth 100 mm

Round recessed spotlight in die-cast aluminium; 1 lamp; surface jet black; 360° rotatable and 30° tiltable; installation without tools in mounting set due to patented ball catch system; round installation housing; with trim jet black; for installation in soft acoustic ceilings; suitable for ceiling thickness of 25-40 mm; passive cooling of the LEDs through improved heat sink geometry; with COB (Chip on Board) technology for maximum efficiency; no appearance of multiple shadows; light colour 2700 K; binning initial MacAdam ≤ 2 SDCM; CRI ≥ 90; min. 80% of luminous flux after 50000 operating hours; energy efficient LEDs with high CRI; incl. high quality lens system; precise radiation characteristic with 20° beam; UGR ≤ 13; degree of protection from below IP40 (from above IP20); PC2; 220-240 V; incl. DALI-2 converter; through wiring connection box, 3-pole or 5-pole, available as an accessory; accessories are listed separately; light source replaceable by an authorized professional; control gear replaceable by an authorized professional;

### Light distribution



### Product drawing



<sup>1</sup> incl. consideration of optical losses & internal control unit losses  
<sup>2</sup> Value of containing product at full load (undimmed)

### Installation instructions



### Lighting calculator



# SASSO 100 round adjustable trim soft acoustic ceiling

048-2720911S 048-2796398 002-90789



Project / Type

Notes

Count / Date

## Maintenance Factors

Operating Time [h]	10 000	20 000	30 000	40 000	50 000
LLMF	0.964	0.923	0.884	0.847	0.811
LSF	1	1	1	1	1
MF	LMF × RSMF × LLMF × LSF		RSMF <sup>a</sup>	Room Surface Maintenance Factor	
MF	Maintenance Factor		LLMF	Lamp Lumens Maintenance Factor	
LMF <sup>a</sup>	Luminaire Maintenance Factor		LSF	Lamp Survival Factor	

<sup>a</sup> According to "CIE 97, Maintenance of indoor electric lighting systems", 2005, ISBN 3-900-734-34-8. The values must be determined by the planner.

## Circuit Breaker Types

Automatic Circuit Breaker Type	Number of Fixtures
B10	18
B16	30
C10	23
C16	36

## Components

### MOUNTING SET with trim for soft acoustic ceilings

COLOUR	Ø (MM)	ARTICLE NUMBER(S)
jet black	114	048-2796398



### POWER SUPPLY

L-W-H (MM)	ARTICLE NUMBER(S)
143-43-30	002-90789



## Mounting accessories

### PRIMED CONCRETE MOUNTING HOUSING

L-W-H (MM)	ARTICLE NUMBER(S)
614-307-120	048-2695110



## Mounting accessories

### MOUNTING TOOL

TYPE	COLOUR	L-W-H (MM)	ARTICLE NUMBER(S)
for soft acoustic ceilings	traffic black	104-104-35	048-2795910



[048-2720911S 048-2796398 002-90789] The technical data represent rated values for an ambient temperature of 25°C. The data values for the luminous flux are initially subject to a tolerance of +/- 10%, those for the electrical connected load are initially subject to a tolerance of +/- 10%, and those for the colour temperature are initially subject to a tolerance of +/- 150 K. No liability is assumed for typographical or printing errors. The general terms and conditions of XAL GmbH apply.  
© XAL GmbH · Auer-Welsbach-Gasse 36 · 8055 Graz · Austria · www.xal.com

07.08.2025

# SASSO 100 round adjustable trim soft acoustic ceiling

048-2720911S 048-2796398 002-90789



Project / Type

Notes

Count / Date

## Optional electrical accessories

### DIN RAIL POWER SUPPLY

L-W-H (MM)	ARTICLE NUMBER(S)
72-90-63	005-6520210



### DIN RAIL LED DRIVER

L-W-H (MM)	ARTICLE NUMBER(S)
36-88-59	005-6121030



## Optional electrical accessories

### POWER SUPPLY PRE-WIRED with junction box

ARTICLE NUMBER(S)
002-90767A
002-90789A
002-90776A
002-90766A
002-90780A
002-90774A



## Electrical accessories

### THROUGH WIRING CONNECTION BOX

TYPE	L-W-H (MM)	ARTICLE NUMBER(S)
non DIM cable ø 4 – 12 mm	105-58-30	005-2531110
DALI cable ø 4 – 12 mm	105-58-30	005-2551110



## Optical accessories

### HONEYCOMB LOUVER

TYPE	COLOUR	Ø (MM)	ARTICLE NUMBER(S)
for BO 55   SASSO 100	jet black	50	007-1965598



# SASSO 100 round adjustable trim soft acoustic ceiling

048-2720911S 048-2796398 002-90789



Project / Type

Notes

Count / Date

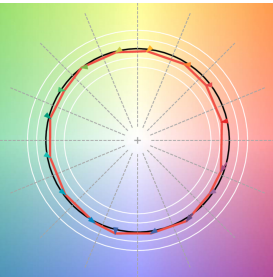
## Colour rendering



CRI/R<sub>a</sub> ≥ 91 R<sub>e</sub> ≥ 87 (2700 K)



## TM30 colour vector graphic



The black line represents the black body reference. The red line indicates the results of the test light source. The deviation from the test light source to the reference is shown and is marked by arrows. The shorter the arrows, the higher the color rendering.