

SASSO 100 round adjustable trim soft acoustic ceiling

048-2720914W 048-2796397 002-90766



Project / Type

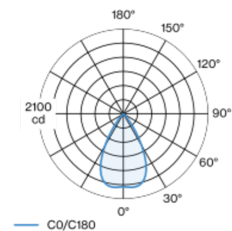
Notes

Count / Date


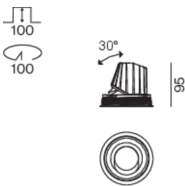


Round recessed spotlight in die-cast aluminium; 1 lamp; surface matt silver; 360° rotatable and 30° tiltable; installation without tools in mounting set due to patented ball catch system; round installation housing; with trim signal white for acoustic ceilings; for installation in soft acoustic ceilings; suitable for ceiling thickness of 25-40 mm; passive cooling of the LEDs through improved heat sink geometry; with COB (Chip on Board) technology for maximum efficiency; no appearance of multiple shadows; light colour 2700 K; binning initial MacAdam ≤ 2 SDCM; CRI ≥ 90 ; min. 80% of luminous flux after 50000 operating hours; energy efficient LEDs with high CRI; incl. high quality lens system; precise radiation characteristic with 60° beam; UGR ≤ 19 ; VDU compatible workplace luminaire according to DIN EN 12464-1; luminance above 65° ≤ 1500 cd/m²; degree of protection from below IP40 (from above IP20); PC2; 220-240 V; incl. converter, non dimmable; through wiring connection box, 3-pole or 5-pole, available as an accessory; accessories are listed separately; light source replaceable by an authorized professional; control gear replaceable by an authorized professional;

Light distribution



Product drawing



General

Ceiling , Recessed
tilt max 30°
rotation 360°
matt silver
Mounting set signal white for acoustic ceilings
front IP40 , back IP20
1690 lm
fixture 111 lm/W¹

LED

2700 K
CRI ≥ 90
L80 / 50000 h
initial MacAdam ≤ 2 SDCM
R_g: 97 , R_f: 91 , R_{1-15}: 87
MR 0.52
MDER 0.47

Optical

wide flood
beam angle 60°
UGR ≤ 19 , $\geq 65^\circ$ < 1500 cd/m²
PstLM ≤ 1.0 ²
SVM ≤ 0.4 ²

Electrical

non DIM
220-240 V
system 17.9 W
fixture 15.2 W
36 Vf
450 mA
PC2

Physical

with trim for acoustic ceiling
diameter 114 mm
height 95 mm
1.39 kg

Cutout

diameter 100 mm
min. ceiling thickness 25 mm
max. ceiling thickness 40 mm
recessed depth 100 mm

¹ incl. consideration of optical losses & internal control unit losses
² Value of containing product at full load (undimmed)

Installation instructions



Lighting calculator

