

# SASSO 40 round downlight

trim


048-2800417F 048-2896317 002-90752



Project / Type

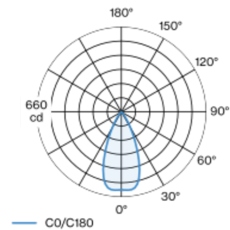
Notes

Count / Date

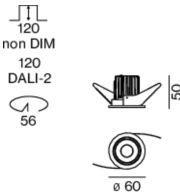


Round recessed spotlight in die-cast aluminium; surface white; installation without tools in mounting set due to patented ball catch system; round installation housing; with trim traffic white; suitable for ceiling thickness of 2-25 mm; passive cooling of the LEDs through improved heat sink geometry; with COB (Chip on Board) technology for maximum efficiency; no appearance of multiple shadows; light colour 2700 K; binning initial MacAdam  $\leq 3$  SDCM; CRI  $\geq 90$ ; min. 85% of luminous flux after 50000 operating hours; energy efficient LEDs with high CRI; incl. high quality lens system; precise radiation characteristic with 46° beam; UGR  $\leq 19$ ; degree of protection from below IP44 (from above IP20); PC2; 220-240 V; incl. converter, non dimmable; light source replaceable by an authorized professional; control gear replaceable by an authorized professional;

## Light distribution



## Product drawing



## General

Ceiling | Recessed

rotation 360°

white | RAL 9016 <sup>1</sup>

Mounting set traffic white

front IP44 | back IP20

386 lm

fixture 75 lm/W <sup>2</sup>

## LED

2700 K

CRI  $\geq 90$

L85 / 50000 h

initial MacAdam  $\leq 3$  SDCM

R<sub>g</sub>: 99 | R<sub>r</sub>: 91 | R<sub>t(1-15)</sub>: 89

MR 0.54 | MDER 0.49

## Optical

flood | beam angle 46°

UGR  $\leq 19$

PstLM  $\leq 1.0$  <sup>3</sup> | SVM  $\leq 0.4$  <sup>3</sup>

## Electrical

non DIM

PC2 | 220-240 V

system 6.2 W | fixture 5.1 W

12 Vf | 450 mA

## Physical

trim

diameter 60 mm | height 50 mm

0.22 kg

## Cutout

diameter 56 mm

min. ceiling thickness 2 mm | max. ceiling thickness 25 mm

recessed depth 120 mm

<sup>1</sup> RAL code  
<sup>2</sup> incl. consideration of optical losses & internal control unit losses  
<sup>3</sup> Value of containing product at full load (undimmed)

## Installation instructions



## Lighting calculator



# SASSO 40 round downlight

trim

048-2800417F 048-2896317 002-90752



Project / Type

Notes

Count / Date

## Maintenance Factors

| Operating Time [h] | 10 000                       | 20 000 | 30 000            | 40 000                          | 50 000 |
|--------------------|------------------------------|--------|-------------------|---------------------------------|--------|
| LLMF               | 0.97                         | 0.94   | 0.91              | 0.88                            | 0.85   |
| LSF                | 1                            | 1      | 1                 | 1                               | 1      |
| MF                 | LMF × RSMF × LLMF × LSF      |        | RSMF <sup>a</sup> | Room Surface Maintenance Factor |        |
| MF                 | Maintenance Factor           |        | LLMF              | Lamp Lumens Maintenance Factor  |        |
| LMF <sup>a</sup>   | Luminaire Maintenance Factor |        | LSF               | Lamp Survival Factor            |        |

<sup>a</sup> According to "CIE 97, Maintenance of indoor electric lighting systems", 2005, ISBN 3-900-734-34-8. The values must be determined by the planner.

## Circuit Breaker Types

| Automatic Circuit Breaker Type | Number of Fixtures |
|--------------------------------|--------------------|
| B10                            | 39                 |
| B13                            | 63                 |
| B16                            | 79                 |
| C10                            | 63                 |
| C13                            | 101                |
| C16                            | 126                |

## Components

### MOUNTING SET with trim 1 lamp

| TYPE                      | COLOUR        | Ø (MM) | ARTICLE NUMBER(S) |
|---------------------------|---------------|--------|-------------------|
| for intermediate ceilings | traffic white | 60     | 048-2896317       |



### POWER SUPPLY

| L-W-H (MM) | ARTICLE NUMBER(S) |
|------------|-------------------|
| 65-39-20   | 002-90752         |

## Optional electrical accessories

### DIN RAIL POWER SUPPLY

| L-W-H (MM) | ARTICLE NUMBER(S) |
|------------|-------------------|
| 72-90-63   | 005-6520210       |



### DIN RAIL LED DRIVER

| TYPE                    | L-W-H (MM) | ARTICLE NUMBER(S) |
|-------------------------|------------|-------------------|
| 200 - 1050 mA   2 x 42W | 36-88-59   | 005-6121030       |



## Optional electrical accessories

### POWER SUPPLY PREWIRED

| TYPE              | ARTICLE NUMBER(S) |
|-------------------|-------------------|
| with junktion box | 002-90750A        |
| with junktion box | 002-90749A        |

## Optional electrical accessories

### POWER SUPPLY

| TYPE                       | L-W-H (MM) | ARTICLE NUMBER(S) |
|----------------------------|------------|-------------------|
| with loop through function | 185-30-21  | 002-90750         |
| with loop through function |            | 002-90749         |



# SASSO 40 round downlight

trim

048-2800417F 048-2896317 002-90752



Project / Type

Notes

Count / Date

## Mounting accessories

### MOUNTING TOOL

COLOUR  
traffic black

ARTICLE NUMBER(S)  
048-2895918

