

# SASSO 40 round downlight

trim 2 lamps


048-2800411S 048-2898317 002-90753



Project / Type

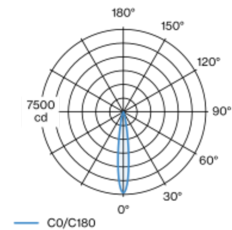
Notes

Count / Date

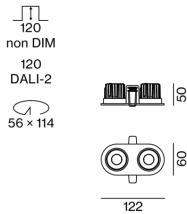


Round recessed spotlight in die-cast aluminium; 2 lamps; surface jet black; , installation without tools in mounting set due to patented ball catch system; oval installation housing; with trim traffic white; suitable for ceiling thickness of 2-25 mm; passive cooling of the LEDs through improved heat sink geometry; with COB (Chip on Board) technology for maximum efficiency; no appearance of multiple shadows; light colour 2700 K; binning initial MacAdam  $\leq 3$  SDCM; CRI  $\geq 90$ ; min. 85% of luminous flux after 50000 operating hours; energy efficient LEDs with high CRI; incl. high quality lens system; precise radiation characteristic with 15° beam; UGR  $\leq 10$ ; degree of protection from below IP44 (from above IP20); PC2; 220-240 V; incl. DALI-2 converter; light source replaceable by an authorized professional; control gear replaceable by an authorized professional;

## Light distribution



## Product drawing



## General

Ceiling | Recessed

rotation 360°

jet black | RAL 9005 <sup>1</sup>

traffic white

front IP44 | back IP20

718 lm

fixture 70 lm/W <sup>2</sup>

## LED

2700 K

CRI  $\geq 90$

L85 / 50000 h

initial MacAdam  $\leq 3$  SDCM

R<sub>g</sub>: 99 | R<sub>r</sub>: 91 | R<sub>t(1-15)</sub>: 89

MR 0.54 | MDER 0.49

## Optical

spot | beam angle 15°

UGR  $\leq 10$

PstLM  $\leq 1.0$  <sup>3</sup> | SVM  $\leq 0.4$  <sup>3</sup>

## Electrical

DALI-2

PC2 | 220-240 V

system 12.0 W | fixture 5.1 W

total fixtures 10.2 W

12 Vf | 450 mA

## Physical

trim

length 122 mm | width 60 mm | height 50 mm

0.61 kg

## Cutout

diameter 56 mm | length 114 mm | width 114 mm

min. ceiling thickness 2 mm | max. ceiling thickness 25 mm

recessed depth 120 mm

<sup>1</sup> RAL code  
<sup>2</sup> incl. consideration of optical losses & internal control unit losses  
<sup>3</sup> Value of containing product at full load (undimmed)

## Installation instructions



## Lighting calculator

