

# SASSO 40 round downlight

trim 2 lamps


048-2800614M 048-2898317 002-90753



Project / Type

Notes

Count / Date

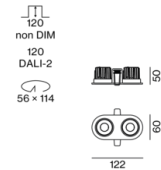


Round recessed spotlight in die-cast aluminium; 2 lamps; surface matt silver; , installation without tools in mounting set due to patented ball catch system; oval installation housing; with trim traffic white; suitable for ceiling thickness of 2-25 mm; passive cooling of the LEDs through improved heat sink geometry; with COB (Chip on Board) technology for maximum efficiency; no appearance of multiple shadows; light colour 4000 K; binning initial MacAdam  $\leq 3$  SDCM; CRI  $\geq 90$ ; min. 85% of luminous flux after 50000 operating hours; energy efficient LEDs with high CRI; incl. high quality lens system; precise radiation characteristic with 25° beam; UGR  $\leq 10$ ; degree of protection from below IP44 (from above IP20); PC2; 220-240 V; incl. DALI-2 converter; light source replaceable by an authorized professional; control gear replaceable by an authorized professional;

## Light distribution



## Product drawing



### General

Ceiling | Recessed

rotation 360°

matt silver

traffic white

front IP44 | back IP20

800 lm

fixture 78 lm/W <sup>1</sup>

### LED

4000 K

CRI  $\geq 90$

L85 / 50000 h

initial MacAdam  $\leq 3$  SDCM

R<sub>g</sub>: 94 | R<sub>r</sub>: 87 | R<sub>t(1-5)</sub>: 90

MR 0.86 | MDER 0.78

### Optical

medium | beam angle 25°

UGR  $\leq 10$

PstLM  $\leq 1.0$  <sup>2</sup> | SVM  $\leq 0.4$  <sup>2</sup>

### Electrical

DALI-2 | 1 DALI Addr.

PC2 | 220-240 V

system 12.0 W | fixture 5.1 W

total fixtures 10.2 W

12 Vf | 450 mA

### Physical

trim

length 122 mm | width 60 mm | height 50 mm

0.61 kg

### Cutout

diameter 56 mm | length 114 mm | width 114 mm

min. ceiling thickness 2 mm | max. ceiling thickness 25 mm

recessed depth 120 mm

<sup>1</sup> incl. consideration of optical losses & internal control unit losses  
<sup>2</sup> Value of containing product at full load (undimmed)

## Installation instructions



## Lighting calculator



# SASSO 40 round downlight

trim 2 lamps

048-2800614M 048-2898317 002-90753



Project / Type

Notes

Count / Date

### Maintenance Factors

Operating Time [h]	10 000	20 000	30 000	40 000	50 000
LLMF	0.98	0.95	0.92	0.89	0.86
LSF	1	1	1	1	1
MF	LMF × RSMF × LLMF × LSF		RSMF <sup>a</sup> Room Surface Maintenance Factor		
MF	Maintenance Factor		LLMF Lamp Lumens Maintenance Factor		
LMF <sup>a</sup>	Luminaire Maintenance Factor		LSF Lamp Survival Factor		

<sup>a</sup> According to "CIE 97, Maintenance of indoor electric lighting systems", 2005, ISBN 3-900-734-34-8. The values must be determined by the planner.

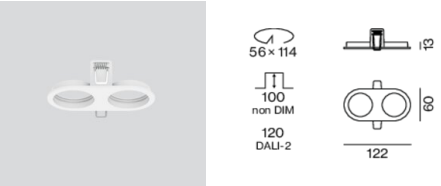
### Circuit Breaker Types

Automatic Circuit Breaker Type	Number of Fixtures
B10	72
B16	115
C10	106
C16	170

### Components

#### MOUNTING SET with trim 2 lamps

TYPE	COLOUR	L-W-H (MM)	ARTICLE NUMBER(S)
for intermediate ceilings	traffic white	122-60-13	048-2898317



#### POWER SUPPLY

L-W-H (MM)	ARTICLE NUMBER(S)
147-33-23	002-90753

### Optional electrical accessories

#### DIN RAIL POWER SUPPLY

L-W-H (MM)	ARTICLE NUMBER(S)
72-90-63	005-6520210



#### DIN RAIL LED DRIVER

L-W-H (MM)	ARTICLE NUMBER(S)
36-88-59	005-6121030



### Optional electrical accessories

#### POWER SUPPLY PRE-WIRED with junction box

ARTICLE NUMBER(S)
002-90750A
002-90749A



# SASSO 40 round downlight

trim 2 lamps

048-2800614M 048-2898317 002-90753



Project / Type

Notes

Count / Date

## Optional electrical accessories

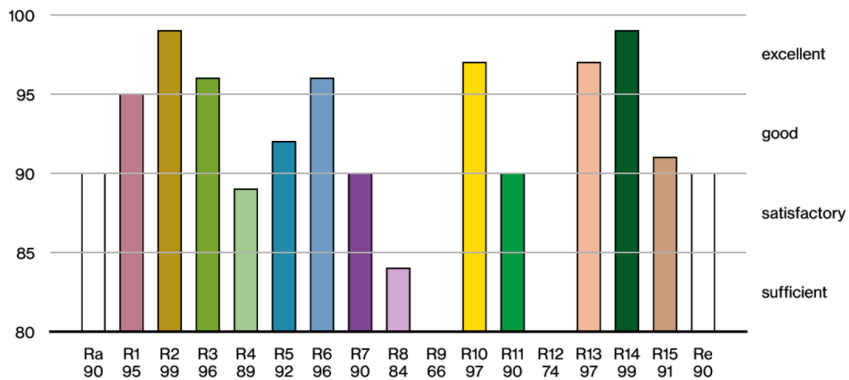
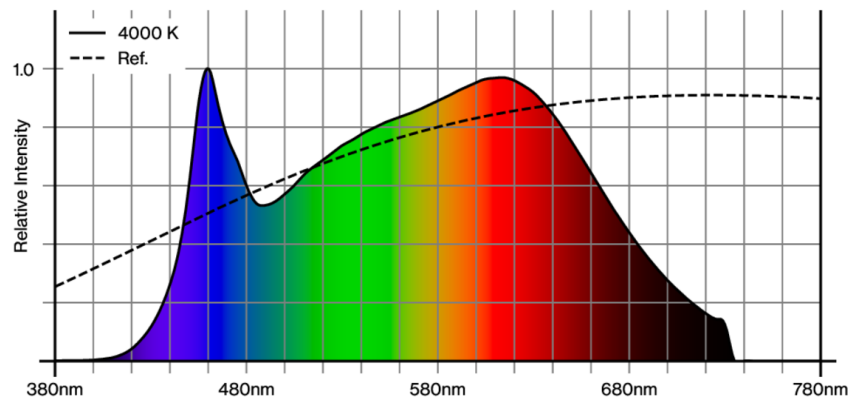
### POWER SUPPLY with loop through function

L-W-H (MM)  
185-30-21

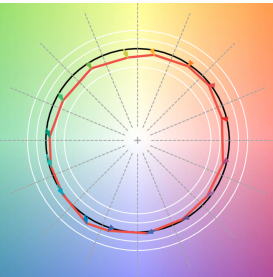
ARTICLE NUMBER(S)  
002-90750  
002-90749



## Colour rendering



## TM30 colour vector graphic



The black line represents the black body reference. The red line indicates the results of the test light source. The deviation from the test light source to the reference is shown and is marked by arrows. The shorter the arrows, the higher the color rendering.