

# SASSO 40 round adjustable

trim


048-2820419F 048-2896318 002-90752



Project / Type

Notes

Count / Date



## General

Ceiling | Recessed

tilt max 30°

rotation 360°

gold | RAL 260-M<sup>1</sup>

Mounting set jet black

front IP40 | back IP20

378 lm

fixture 74 lm/W<sup>2</sup>

## LED

2700 K

CRI ≥ 90

L85 / 50000 h

initial MacAdam ≤ 3 SDCM

R<sub>g</sub>: 99 | R<sub>f</sub>: 91 | R<sub>(f-15)</sub>: 89

MR 0.54 | MDER 0.49

## Optical

flood | beam angle 46°

UGR ≤ 19

PstLM ≤ 1.0<sup>3</sup> | SVM ≤ 0.4<sup>3</sup>

## Electrical

non DIM

PC2 | 220-240 V

system 6.2 W | fixture 5.1 W

12 Vf | 450 mA

## Physical

trim

diameter 60 mm | height 50 mm

0.21 kg

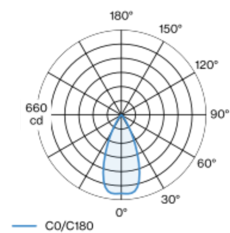
## Cutout

diameter 56 mm

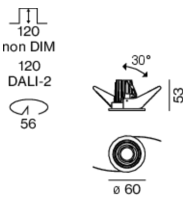
min. ceiling thickness 2 mm | max. ceiling thickness 25 mm

recessed depth 120 mm

## Light distribution



## Product drawing



<sup>1</sup> RAL code  
<sup>2</sup> incl. consideration of optical losses & internal control unit losses  
<sup>3</sup> Value of containing product at full load (undimmed)

## Installation instructions



## Lighting calculator



# SASSO 40 round adjustable

trim

048-2820419F 048-2896318 002-90752



Project / Type

Notes

Count / Date

## Maintenance Factors

Operating Time [h]	10 000	20 000	30 000	40 000	50 000
LLMF	0.97	0.94	0.91	0.88	0.85
LSF	1	1	1	1	1
MF	LMF × RSMF × LLMF × LSF		RSMF <sup>a</sup>	Room Surface Maintenance Factor	
MF	Maintenance Factor		LLMF	Lamp Lumens Maintenance Factor	
LMF <sup>a</sup>	Luminaire Maintenance Factor		LSF	Lamp Survival Factor	

<sup>a</sup> According to "CIE 97, Maintenance of indoor electric lighting systems", 2005, ISBN 3-900-734-34-8. The values must be determined by the planner.

## Circuit Breaker Types

Automatic Circuit Breaker Type	Number of Fixtures
B10	39
B13	63
B16	79
C10	63
C13	101
C16	126

## Components

### MOUNTING SET with trim 1 lamp

TYPE	COLOUR	Ø (MM)	ARTICLE NUMBER(S)
for intermediate ceilings	jet black	60	048-2896318



### POWER SUPPLY

L-W-H (MM)	ARTICLE NUMBER(S)
65-39-20	002-90752

## Optional electrical accessories

### DIN RAIL POWER SUPPLY

L-W-H (MM)	ARTICLE NUMBER(S)
72-90-63	005-6520210



### DIN RAIL LED DRIVER

TYPE	L-W-H (MM)	ARTICLE NUMBER(S)
200 - 1050 mA   2 x 42W	36-88-59	005-6121030



## Optional electrical accessories

### POWER SUPPLY PREWIRED

TYPE	ARTICLE NUMBER(S)
with junktion box	002-90750A
with junktion box	002-90749A

## Optional electrical accessories

### POWER SUPPLY

TYPE	L-W-H (MM)	ARTICLE NUMBER(S)
with loop through function	185-30-21	002-90750
with loop through function		002-90749



# SASSO 40 round adjustable

trim

048-2820419F 048-2896318 002-90752



Project / Type

Notes

Count / Date

## Mounting accessories

### MOUNTING TOOL

COLOUR  
traffic black

ARTICLE NUMBER(S)  
048-2895918

