

SASSO 40 round adjustable

trimless

048-2820414S 048-2896117 002-90752



Project / Type

Notes

Count / Date




 360°

 30°

 IP20

 IP40

 X-PERT

 X-PERT

General

Ceiling | Recessed

tilt max 30°

rotation 360°

matt silver

Mounting set traffic white

front IP40 | back IP20

379 lm

fixture 74 lm/W ¹

LED

2700 K

CRI ≥ 90

L85 / 50000 h

initial MacAdam ≤ 3 SDCM

R_g: 99 | R_f: 91 | R_(f-15): 89

MR 0.54 | MDER 0.49

Optical

spot | beam angle 14°

UGR ≤ 10

PstLM ≤ 1.0 ² | SVM ≤ 0.4 ²

Electrical

non DIM

PC2 | 220-240 V

system 6.2 W | fixture 5.1 W

12 Vf | 450 mA

Physical

trimless

diameter 56 mm | height 50 mm

0.23 kg

Cutout

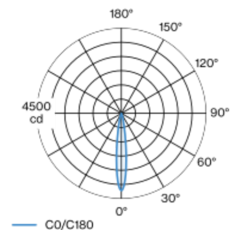
diameter 56 mm

recessed depth 140 mm

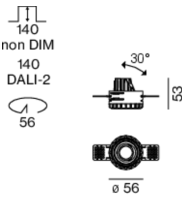
¹ incl. consideration of optical losses & internal control unit losses
² Value of containing product at full load (undimmed)

Round recessed spotlight in die-cast aluminium; surface matt silver; 360° rotatable and 30° tiltable; installation without tools in mounting set due to patented ball catch system; round installation housing; for trimless installation in plasterboard ceilings; suitable for ceiling thickness of 12.5/15/25 mm; passive cooling of the LEDs through improved heat sink geometry; with COB (Chip on Board) technology for maximum efficiency; no appearance of multiple shadows; light colour 2700 K; binning initial MacAdam ≤ 3 SDCM; CRI ≥ 90; min. 85% of luminous flux after 50000 operating hours; energy efficient LEDs with high CRI; incl. high quality lens system; precise radiation characteristic with 14° beam; UGR ≤ 10; degree of protection from below IP40 (from above IP20); PC2; 220-240 V; incl. converter, non dimmable; light source replaceable by an authorized professional; control gear replaceable by an authorized professional;

Light distribution



Product drawing



Installation instructions



Lighting calculator



SASSO 40 round adjustable

trimless

048-2820414S 048-2896117 002-90752



Project / Type

Notes

Count / Date

Maintenance Factors

Operating Time [h]	10 000	20 000	30 000	40 000	50 000
LLMF	0.97	0.94	0.91	0.88	0.85
LSF	1	1	1	1	1
MF	LMF × RSMF × LLMF × LSF		RSMF ^a	Room Surface Maintenance Factor	
MF	Maintenance Factor		LLMF	Lamp Lumens Maintenance Factor	
LMF ^a	Luminaire Maintenance Factor		LSF	Lamp Survival Factor	

^a According to "CIE 97, Maintenance of indoor electric lighting systems", 2005, ISBN 3-900-734-34-8. The values must be determined by the planner.

Circuit Breaker Types

Automatic Circuit Breaker Type	Number of Fixtures
B10	39
B13	63
B16	79
C10	63
C13	101
C16	126

Components

MOUNTING SET trimless

TYPE	COLOUR	Ø (MM)	ARTICLE NUMBER(S)
for plasterboard ceilings 12.5/15/25 mm	traffic white	56	048-2896117



POWER SUPPLY

L-W-H (MM)	ARTICLE NUMBER(S)
65-39-20	002-90752

Optional electrical accessories

DIN RAIL POWER SUPPLY

L-W-H (MM)	ARTICLE NUMBER(S)
72-90-63	005-6520210



DIN RAIL LED DRIVER

TYPE	L-W-H (MM)	ARTICLE NUMBER(S)
200 - 1050 mA 2 x 42W	36-88-59	005-6121030



Optional electrical accessories

POWER SUPPLY PREWIRED

TYPE	ARTICLE NUMBER(S)
with junktion box	002-90750A
with junktion box	002-90749A

Optional electrical accessories

POWER SUPPLY

TYPE	L-W-H (MM)	ARTICLE NUMBER(S)
with loop through function	185-30-21	002-90750
with loop through function		002-90749



SASSO 40 round adjustable

trimless

048-2820414S 048-2896117 002-90752



Project / Type

Notes

Count / Date

Mounting accessories

MOUNTING TOOL

COLOUR
traffic black

ARTICLE NUMBER(S)
048-2895918

