

SASSO 40 round adjustable

trim


048-2820517M 048-2896317 002-90752



Project / Type

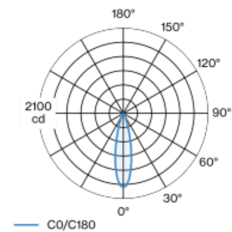
Notes

Count / Date




Round recessed spotlight in die-cast aluminium; surface white; 360° rotatable and 30° tiltable; installation without tools in mounting set due to patented ball catch system; round installation housing; with trim traffic white; suitable for ceiling thickness of 2-25 mm; passive cooling of the LEDs through improved heat sink geometry; with COB (Chip on Board) technology for maximum efficiency; no appearance of multiple shadows; light colour 3000 K; binning initial MacAdam ≤ 3 SDCM; CRI ≥ 90; min. 85% of luminous flux after 50000 operating hours; energy efficient LEDs with high CRI; incl. high quality lens system; precise radiation characteristic with 25° beam; UGR ≤ 13; degree of protection from below IP40 (from above IP20); PC2; 220-240 V; incl. converter, non dimmable; light source replaceable by an authorized professional; control gear replaceable by an authorized professional;

Light distribution



Product drawing



General

Ceiling , Recessed
tilt max 30°
rotation 360°
white , RAL 9016 ¹
Mounting set traffic white
front IP40 , back IP20
425 lm
fixture 83 lm/W²

LED

3000 K
CRI ≥ 90
L85 / 50000 h
initial MacAdam ≤ 3 SDCM
R_g: 98 , R_f: 91 , R_{1-15}: 89
MR 0.6
MDER 0.55

Optical

medium
beam angle 25°
UGR ≤ 13
P_{stLM} ≤ 1.0 ³
SVM ≤ 0.4 ³

Electrical

non DIM
220-240 V
system 6.2 W
fixture 5.1 W
12 Vf
450 mA
PC2

Physical

trim
diameter 60 mm
height 50 mm
0.22 kg

Cutout

diameter 56 mm
min. ceiling thickness 2 mm
max. ceiling thickness 25 mm
recessed depth 120 mm

¹ RAL code
² incl. consideration of optical losses & internal control unit losses
³ Value of containing product at full load (undimmed)



SASSO 40 round adjustable

trim

048-2820517M 048-2896317 002-90752



Project / Type

Notes

Count / Date

Installation instructions



Lighting calculator



SASSO 40 round adjustable

trim

048-2820517M 048-2896317 002-90752



Project / Type

Notes

Count / Date

Maintenance Factors

Operating Time [h]	10 000	20 000	30 000	40 000	50 000
LLMF	0.98	0.95	0.92	0.89	0.86
LSF	1	1	1	1	1
MF	LMF × RSMF × LLMF × LSF		RSMF ^a	Room Surface Maintenance Factor	
MF	Maintenance Factor		LLMF	Lamp Lumens Maintenance Factor	
LMF ^a	Luminaire Maintenance Factor		LSF	Lamp Survival Factor	

^a According to "CIE 97, Maintenance of indoor electric lighting systems", 2005, ISBN 3-900-734-34-8. The values must be determined by the planner.

Circuit Breaker Types

Automatic Circuit Breaker Type	Number of Fixtures
B10	39
B13	63
B16	79
C10	63
C13	101
C16	126

Components

MOUNTING SET with trim 1 lamp

TYPE	COLOUR	Ø (MM)	ARTICLE NUMBER(S)
for intermediate ceilings	traffic white	60	048-2896317



POWER SUPPLY

L-W-H (MM)	ARTICLE NUMBER(S)
65-39-20	002-90752

Optional electrical accessories

DIN RAIL POWER SUPPLY

TYPE	L-W-H (MM)	ARTICLE NUMBER(S)
160 W	72-90-63	005-6520210



DIN RAIL LED DRIVER

TYPE	L-W-H (MM)	ARTICLE NUMBER(S)
DALI-2 200-1050 mA 2 x 42W	36-88-59	005-6121030



Optional electrical accessories

POWER SUPPLY PREWIRED

TYPE	ARTICLE NUMBER(S)
with junktion box DALI-2	002-90750A
with junktion box DALI-2	002-90749A

Optional electrical accessories

POWER SUPPLY

TYPE	L-W-H (MM)	ARTICLE NUMBER(S)
with loop through function	185-30-21	002-90750
with loop through function		002-90749

