

SASSO 40 round adjustable

trim 2 lamps

048-2820611F 048-2898318 002-90753



Project / Type

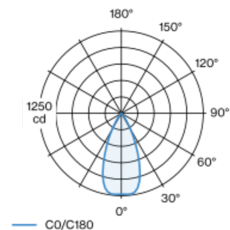
Notes

Count / Date

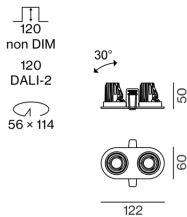


Round recessed spotlight in die-cast aluminium; 2 lamps; surface jet black; 360° rotatable and 30° tiltable; , installation without tools in mounting set due to patented ball catch system; oval installation housing; with trim jet black; suitable for ceiling thickness of 2-25 mm; passive cooling of the LEDs through improved heat sink geometry; with COB (Chip on Board) technology for maximum efficiency; no appearance of multiple shadows; light colour 4000 K; binning initial MacAdam ≤ 3 SDCM; CRI ≥ 90 ; min. 85% of luminous flux after 50000 operating hours; energy efficient LEDs with high CRI; incl. high quality lens system; precise radiation characteristic with 46° beam; UGR ≤ 19 ; degree of protection from below IP40 (from above IP20); PC2; 220-240 V; incl. DALI-2 converter; light source replaceable by an authorized professional; control gear replaceable by an authorized professional;

Light distribution



Product drawing



General

Ceiling | Recessed

tilt max 30°

rotation 360°

jet black | RAL 9005 ¹

jet black

front IP40 | back IP20

760 lm

fixture 75 lm/W ²

LED

4000 K

CRI ≥ 90

L85 / 50000 h

initial MacAdam ≤ 3 SDCM

R_g: 94 | R_r: 87 | R_{f(1-15)}: 90

MR 0.86 | MDER 0.78

Optical

flood | beam angle 46°

UGR ≤ 19

PstLM ≤ 1.0 ³ | SVM ≤ 0.4 ³

Electrical

DALI-2

PC2 | 220-240 V

system 12.0 W | fixture 5.1 W

total fixtures 10.2 W

12 Vf | 450 mA

Physical

trim

length 122 mm | width 60 mm | height 50 mm

0.61 kg

Cutout

diameter 56 mm | length 114 mm | width 114 mm

min. ceiling thickness 2 mm | max. ceiling thickness 25 mm

recessed depth 120 mm

¹ RAL code
² incl. consideration of optical losses & internal control unit losses
³ Value of containing product at full load (undimmed)

Installation instructions



Lighting calculator



SASSO 40 round adjustable

trim 2 lamps

048-2820611F 048-2898318 002-90753



Project / Type

Notes

Count / Date

Maintenance Factors

Operating Time [h]	10 000	20 000	30 000	40 000	50 000
LLMF	0.98	0.95	0.92	0.89	0.86
LSF	1	1	1	1	1
MF	LMF × RSMF × LLMF × LSF		RSMF ^a	Room Surface Maintenance Factor	
MF	Maintenance Factor		LLMF	Lamp Lumens Maintenance Factor	
LMF ^a	Luminaire Maintenance Factor		LSF	Lamp Survival Factor	

^a According to "CIE 97, Maintenance of indoor electric lighting systems", 2005, ISBN 3-900-734-34-8. The values must be determined by the planner.

Circuit Breaker Types

Automatic Circuit Breaker Type	Number of Fixtures
B10	72
B16	115
C10	106
C16	170

Components

MOUNTING SET with trim 2 lamps

TYPE	COLOUR	L-W-H (MM)	ARTICLE NUMBER(S)
for intermediate ceilings	jet black	122-60-13	048-2898318



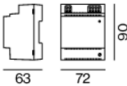
POWER SUPPLY

L-W-H (MM)	ARTICLE NUMBER(S)
147-33-23	002-90753

Optional electrical accessories

DIN RAIL POWER SUPPLY

L-W-H (MM)	ARTICLE NUMBER(S)
72-90-63	005-6520210



DIN RAIL LED DRIVER

TYPE	L-W-H (MM)	ARTICLE NUMBER(S)
2 × 42W 48V DC UOUT 10–40V	36-88-59	005-6121030



Optional electrical accessories

POWER SUPPLY PREWIRED

TYPE	ARTICLE NUMBER(S)
with junktion box	002-90750A
with junktion box	002-90749A



Optional electrical accessories

POWER SUPPLY

TYPE	L-W-H (MM)	ARTICLE NUMBER(S)
with loop through function	185-30-21	002-90750
with loop through function		002-90749

