

SASSO 100 round downlight

trim 2 lamps


048-2700019M 048-279831G 002-90767



Project / Type

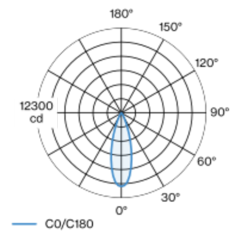
Notes

Count / Date

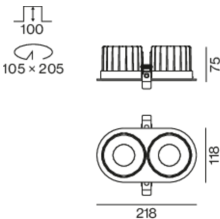


Round recessed spotlight in die-cast aluminium; 2 lamps; surface gold; installation without tools in mounting set due to patented ball catch system; oval installation housing; with trim white aluminium; suitable for ceiling thickness of 2-25 mm; passive cooling of the LEDs through improved heat sink geometry; with COB (Chip on Board) technology for maximum efficiency; no appearance of multiple shadows; light colour 3000 K; binning initial MacAdam ≤ 2 SDCM; CRI ≥ 90 ; min. 80% of luminous flux after 50000 operating hours; energy efficient LEDs with high CRI; incl. high quality lens system; precise radiation characteristic with 31° beam; UGR ≤ 13 ; VDU compatible workplace luminaire according to DIN EN 12464-1; luminance above 65° ≤ 3000 cd/m²; degree of protection from below IP44 (from above IP20); PC2; 220-240 V; incl. DALI-2 converter; through wiring connection box, 3-pole or 5-pole, available as an accessory; accessories are listed separately; light source replaceable by an authorized professional; control gear replaceable by an authorized professional;

Light distribution



Product drawing



General

Ceiling Recessed
gold RAL 260-M ¹
Mounting set white aluminium
front IP44 back IP20
3540 lm
fixture 116 lm/W ²

LED

3000 K
CRI ≥ 90
L80 / 50000 h
initial MacAdam ≤ 2 SDCM
R _g : 99 R _f : 90 R _{t(1-15)} : 87
MR 0.6 MDER 0.54

Optical

medium beam angle 31°
UGR ≤ 13 $\geq 65^\circ$ < 3000 cd/m ²
PstLM ≤ 1.0 ³ SVM ≤ 0.4 ³

Electrical

DALI-2 1 DALI Addr.
PC2 220-240 V
system 35 W fixture 15.2 W
36 Vf 450 mA
fixture 30 W

Physical

trim
length 218 mm width 118 mm height 75 mm
0.58 kg

Cutout

diameter 105 mm length 205 mm width 105 mm
min. ceiling thickness 2 mm max. ceiling thickness 25 mm
recessed depth 100 mm

¹ RAL code
² incl. consideration of optical losses & internal control unit losses
³ Value of containing product at full load (undimmed)

Installation instructions



Lighting calculator

