

SASSO 100 round downlight

trim 2 lamps
048-2700111F 048-2798318 002-90789



Project / Type

Notes

Count / Date



General
Ceiling Recessed
jet black RAL 9005
Mounting set jet black
front IP44 back IP20
4400 lm
fixture 97 lm/W ¹

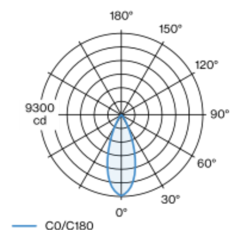
LED
4000 K
CRI ≥ 90
L80 / 50000 h
initial MacAdam ≤ 2 SDCM
R _g : 98 R _f : 90 R _{t-15} : 88
MR 0.8 MDER 0.72

Optical
flood beam angle 38°
UGR ≤ 19 ≥65° <3000 cd/m ²
PstLM ≤ 1.0 ² SVM ≤ 0.4 ²

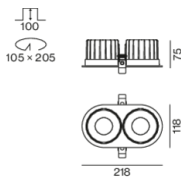
Electrical
DALI-2 1 DALI Addr.
PC2 220-240 V
system 52 W fixture 22.7 W
total fixtures 45 W
36 Vf 650 mA

Physical
trim
length 218 mm width 118 mm height 75 mm
0.67 kg

Light distribution



Product drawing



Cutout
diameter 105 mm length 205 mm width 105 mm
min. ceiling thickness 2 mm max. ceiling thickness 25 mm
recessed depth 100 mm

¹ incl. consideration of optical losses & internal control unit losses
² Value of containing product at full load (undimmed)

Installation instructions



Lighting calculator



SASSO 100 round downlight

trim 2 lamps

048-2700111F 048-2798318 002-90789



Project / Type

Notes

Count / Date

Maintenance Factors

Operating Time [h]	10 000	20 000	30 000	40 000	50 000
LLMF	0.964	0.923	0.884	0.847	0.811
LSF	1	1	1	1	1

MF

MF

LMF^a

LMF × RSMF × LLMF × LSF

Maintenance Factor

Luminaire Maintenance Factor

RSMF^a

LLMF

LSF

Room Surface Maintenance Factor

Lamp Lumens Maintenance Factor

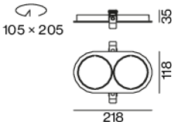
Lamp Survival Factor

^a According to "CIE 97, Maintenance of indoor electric lighting systems", 2005, ISBN 3-900-734-34-8. The values must be determined by the planner.

Components

MOUNTING SET with trim 2 lamps

TYPE	COLOUR	L·W·H (MM)	ARTICLE NUMBER(S)
for intermediate ceilings	jet black	218-118-35	048-2798318



POWER SUPPLY

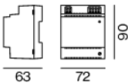

L·W·H (MM)	ARTICLE NUMBER(S)
143-43-30	002-90789



Optional electrical accessories

DIN RAIL POWER SUPPLY

L·W·H (MM)	ARTICLE NUMBER(S)
72-90-63	005-6520210



DIN RAIL LED DRIVER

L·W·H (MM)	ARTICLE NUMBER(S)
36-88-59	005-6121030



SASSO 100 round downlight

trim 2 lamps
048-2700111F 048-2798318 002-90789



Project / Type

Notes

Count / Date

Optional electrical accessories

POWER SUPPLY PRE-WIRED with junction box

ARTICLE NUMBER(S)
002-90767A
002-90789A
002-90776A
002-90766A
002-90780A
002-90774A



Electrical accessories

THROUGH WIRING CONNECTION BOX

TYPE	L-W-H (MM)	ARTICLE NUMBER(S)
non DIM cable ø 4 – 12 mm	105-58-30	005-2531110
DALI cable ø 4 – 12 mm	105-58-30	005-2551110



Optical accessories

HONEYCOMB LOUVER

TYPE	COLOUR	Ø (MM)	ARTICLE NUMBER(S)
for BO 55 SASSO 100	jet black	50	007-1965598



Colour rendering





CRI/R_a ≥ 91 R_e ≥ 88 (4000 K)



TM30 colour vector graphic



The black line represents the black body reference. The red line indicates the results of the test light source. The deviation from the test light source to the reference is shown and is marked by arrows. The shorter the arrows, the higher the color rendering.