

SASSO 100 round downlight

trim

048-2700114W 048-2796318 002-90767



Project / Type

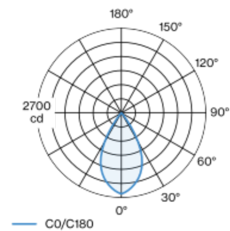
Notes

Count / Date

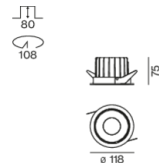


Round recessed spotlight in die-cast aluminium; 1 lamp; surface matt silver; installation without tools in mounting set due to patented ball catch system; round installation housing; with trim jet black; suitable for ceiling thickness of 2-25 mm; passive cooling of the LEDs through improved heat sink geometry; with COB (Chip on Board) technology for maximum efficiency; no appearance of multiple shadows; light colour 4000 K; binning initial MacAdam ≤ 2 SDCM; CRI ≥ 90 ; min. 80% of luminous flux after 50000 operating hours; energy efficient LEDs with high CRI; incl. high quality lens system; precise radiation characteristic with 56° beam; $UGR \leq 19$; VDU compatible workplace luminaire according to DIN EN 12464-1; luminance above $65^\circ \leq 1500$ cd/m²; degree of protection from below IP44 (from above IP20); PC2; 220-240 V; incl. DALI-2 converter; through wiring connection box, 3-pole or 5-pole, available as an accessory; accessories are listed separately; light source replaceable by an authorized professional; control gear replaceable by an authorized professional;

Light distribution



Product drawing



General

Ceiling | Recessed

matt silver

Mounting set jet black

front IP44 | back IP20

1890 lm

fixture 124 lm/W ¹

LED

4000 K

CRI ≥ 90

L80 / 50000 h

initial MacAdam ≤ 2 SDCM

R_g: 98 | R_f: 90 | R_{t-15}: 88

MR 0.8 | MDER 0.72

Optical

wide flood | beam angle 56°

$UGR \leq 19$ | $\geq 65^\circ < 1500$ cd/m²

PstLM ≤ 1.0 ² | SVM ≤ 0.4 ²

Electrical

DALI-2 | 1 DALI Addr.

PC2 | 220-240 V

system 17.9 W | fixture 15.2 W

36 Vf | 450 mA

Physical

trim

diameter 118 mm | height 75 mm

0.47 kg

Cutout

diameter 108 mm

min. ceiling thickness 2 mm | max. ceiling thickness 25 mm

recessed depth 80 mm

¹ incl. consideration of optical losses & internal control unit losses

² Value of containing product at full load (undimmed)

Installation instructions



Lighting calculator



SASSO 100 round downlight

trim

048-2700114W 048-2796318 002-90767



Project / Type _____

Notes _____

Count / Date _____

Maintenance Factors

Operating Time [h]	10 000	20 000	30 000	40 000	50 000
LLMF	0.964	0.923	0.884	0.847	0.811
LSF	1	1	1	1	1
MF	LMF × RSMF × LLMF × LSF		RSMF ^a	Room Surface Maintenance Factor	
MF	Maintenance Factor		LLMF	Lamp Lumens Maintenance Factor	
LMF ^a	Luminaire Maintenance Factor		LSF	Lamp Survival Factor	

^a According to "CIE 97, Maintenance of indoor electric lighting systems", 2005, ISBN 3-900-734-34-8. The values must be determined by the planner.


Circuit Breaker Types

Automatic Circuit Breaker Type	Number of Fixtures
B10	18
B16	30
C10	23
C16	36

Components

MOUNTING SET with trim 1 lamp

TYPE	COLOUR	Ø (MM)	ARTICLE NUMBER(S)
for intermediate ceilings	jet black	118	048-2796318



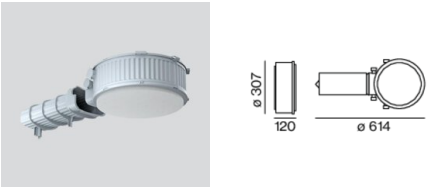
POWER SUPPLY

L-W-H (MM)	ARTICLE NUMBER(S)
143-43-30	002-90767

Mounting accessories

PRIMED CONCRETE MOUNTING HOUSING

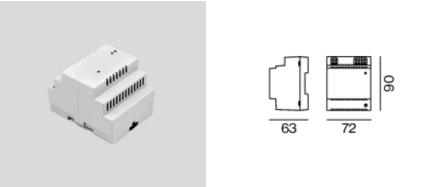
L-W-H (MM)	ARTICLE NUMBER(S)
614-307-120	048-2695110



Optional electrical accessories


DIN RAIL POWER SUPPLY

L-W-H (MM)	ARTICLE NUMBER(S)
72-90-63	005-6520210



DIN RAIL LED DRIVER

L-W-H (MM)	ARTICLE NUMBER(S)
36-88-59	005-6121030



SASSO 100 round downlight

trim

048-2700114W 048-2796318 002-90767



Project / Type

Notes

Count / Date

Optional electrical accessories

POWER SUPPLY PRE-WIRED

TYPE	ARTICLE NUMBER(S)
with junktion box	002-90767A
with junktion box	002-90789A
with junktion box	002-90776A
with junktion box	002-90766A
with junktion box	002-90780A
with junktion box	002-90774A



Electrical accessories

THROUGH WIRING CONNECTION BOX

TYPE	L-W-H (MM)	ARTICLE NUMBER(S)
non DIM cable ø 4 – 12 mm	105-58-30	005-2531110
DALI cable ø 4 – 12 mm	105-58-30	005-2551110



Optical accessories

HONEYCOMB LOUVER

TYPE	COLOUR	Ø (MM)	ARTICLE NUMBER(S)
for BO 55 SASSO 100	jet black	50	007-1965598



Colour rendering



SASSO 100 round downlight

trim

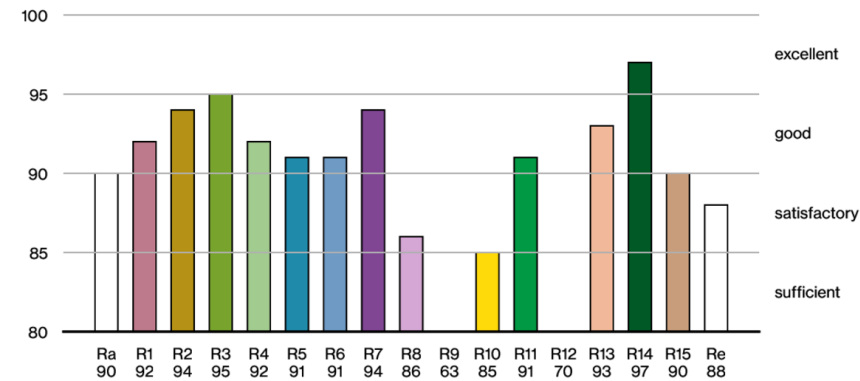
048-2700114W 048-2796318 002-90767



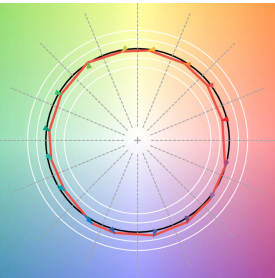
Project / Type _____

Notes _____

Count / Date _____



TM30 colour vector graphic



The black line represents the black body reference. The red line indicates the results of the test light source. The deviation from the test light source to the reference is shown and is marked by arrows. The shorter the arrows, the higher the color rendering.

