

# SASSO 100 round downlight


trim 2 lamps  
048-2700117W 048-2798318 002-90789



Project / Type

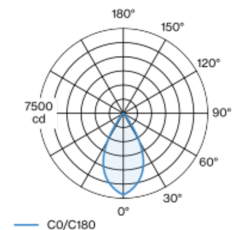
Notes

Count / Date

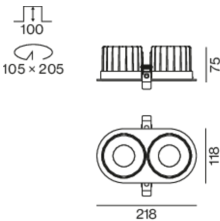


Round recessed spotlight in die-cast aluminium; 2 lamps; surface white; installation without tools in mounting set due to patented ball catch system; oval installation housing; with trim jet black; suitable for ceiling thickness of 2-25 mm; passive cooling of the LEDs through improved heat sink geometry; with COB (Chip on Board) technology for maximum efficiency; no appearance of multiple shadows; light colour 4000 K; binning initial MacAdam  $\leq 2$  SDCM; CRI  $\geq 90$ ; min. 80% of luminous flux after 50000 operating hours; energy efficient LEDs with high CRI; incl. high quality lens system; precise radiation characteristic with 54° beam; degree of protection from below IP44 (from above IP20); PC2; 220-240 V; incl. DALI-2 converter; through wiring connection box, 3-pole or 5-pole, available as an accessory; accessories are listed separately; light source replaceable by an authorized professional; control gear replaceable by an authorized professional;

### Light distribution



### Product drawing



### General

Ceiling | Recessed  
white | RAL 9016 <sup>1</sup>  
Mounting set jet black  
front IP44 | back IP20  
5240 lm  
fixture 115 lm/W <sup>2</sup>

### LED

4000 K  
CRI  $\geq 90$   
L80 / 50000 h  
initial MacAdam  $\leq 2$  SDCM  
R<sub>g</sub>: 98 | R<sub>f</sub>: 90 | R<sub>t(1-15)</sub>: 88  
MR 0.8 | MDER 0.72

### Optical

wide flood | beam angle 54°  
PstLM  $\leq 1.0$  <sup>3</sup> | SVM  $\leq 0.4$  <sup>3</sup>

### Electrical

DALI-2 | 1 DALI Addr.  
PC2 | 220-240 V  
system 52 W | fixture 22.7 W  
total fixtures 45 W  
36 Vf | 650 mA

### Physical

trim  
length 218 mm | width 118 mm | height 75 mm  
0.67 kg

### Cutout

diameter 105 mm | length 205 mm | width 105 mm  
min. ceiling thickness 2 mm | max. ceiling thickness 25 mm  
recessed depth 100 mm

<sup>1</sup> RAL code  
<sup>2</sup> incl. consideration of optical losses & internal control unit losses  
<sup>3</sup> Value of containing product at full load (undimmed)

### Installation instructions



### Lighting calculator

