

SASSO 100 round downlight

trim 2 lamps

048-2700217X 048-2798318 002-90767



Project / Type

Notes

Count / Date



General

Ceiling , Recessed

white , RAL 9016 ¹

Mounting set jet black

front IP44 , back IP20

3360 lm

fixture 111 lm/W²

LED

3500 K

CRI ≥ 90

L80 / 50000 h

initial MacAdam ≤ 2 SDCM

R_g: 99 , R_f: 90 , R₍₁₋₁₅₎: 89

MR 0.7

MDER 0.64

Optical

super wide flood

beam angle 58°

PstLM ≤ 1.0 ³

SVM ≤ 0.4 ³

Electrical

DALI-2

220-240 V

system 35 W

fixture 15.2 W

36 Vf

450 mA

fixture 30 W

PC2

1 DALI Addr.

Physical

trim

length 218 mm

width 118 mm

height 75 mm

0.58 kg

Cutout

diameter 105 mm


length 205 mm

width 105 mm

min. ceiling thickness 2 mm

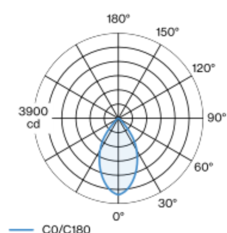
max. ceiling thickness 25 mm

recessed depth 100 mm

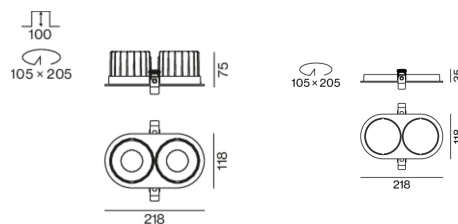


Round recessed spotlight in die-cast aluminium; 2 lamps; surface white; installation without tools in mounting set due to patented ball catch system; oval installation housing; with trim jet black; suitable for ceiling thickness of 2-25 mm; passive cooling of the LEDs through improved heat sink geometry; with COB (Chip on Board) technology for maximum efficiency; no appearance of multiple shadows; light colour 3500 K; binning initial MacAdam ≤ 2 SDCM; CRI ≥ 90; min. 80% of luminous flux after 50000 operating hours; energy efficient LEDs with high CRI; incl. high quality lens system; precise radiation characteristic with 58° beam; degree of protection from below IP44 (from above IP20); PC2; 220-240 V; incl. DALI-2 converter; through wiring connection box, 3-pole or 5-pole, available as an accessory; accessories are listed separately; light source replaceable by an authorized professional; control gear replaceable by an authorized professional;

Light distribution



Product drawing



¹ RAL code

² incl. consideration of optical losses & internal control unit losses

³ Value of containing product at full load (undimmed)

SASSO 100 round downlight

trim 2 lamps

048-2700217X 048-2798318 002-90767



Project / Type

Notes

Count / Date

Installation
instructions



Lighting
calculator

