

SASSO 100 square downlight

trim

048-2710119M 048-279731G 002-90789



Project / Type

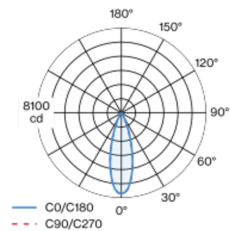
Notes

Count / Date



Recessed square spotlight in die-cast aluminium; 1 lamp; surface gold dust; installation without tools in mounting set due to patented ball catch system; square installation housing; with trim white aluminium; suitable for ceiling thickness of 2-25 mm; passive cooling of the LEDs through improved heat sink geometry; with COB (Chip on Board) technology for maximum efficiency; no appearance of multiple shadows; light colour 4000 K; binning initial MacAdam ≤ 2 SDCM; CRI ≥ 90 ; min. 80% of luminous flux after 50000 operating hours; energy efficient LEDs with high CRI; incl. high quality lens system; precise radiation characteristic with 31° beam; UGR ≤ 16 ; VDU compatible workplace luminaire according to DIN EN 12464-1; luminance above 65° ≤ 3000 cd/m²; degree of protection from below IP44 (from above IP20); PC2; 220-240 V; incl. DALI-2 converter; through wiring connection box, 3-pole or 5-pole, available as an accessory; accessories are listed separately; light source replaceable by an authorized professional; control gear replaceable by an authorized professional;

Light distribution



Product drawing



General

| |
|-------------------------------|
| Ceiling Recessed |
| gold dust RAL 260-M |
| Mounting set white aluminium |
| front IP44 back IP20 |
| 2560 lm |
| fixture 113 lm/W ¹ |

LED

| |
|--|
| 4000 K |
| CRI ≥ 90 |
| L80 / 50000 h |
| initial MacAdam ≤ 2 SDCM |
| R _g : 98 R _f : 90 R _{t-15} : 88 |
| MR 0.8 MDER 0.72 |

Optical

| |
|---|
| medium beam angle 31° |
| UGR ≤ 16 $\geq 65^\circ$ < 3000 cd/m ² |
| PstLM ≤ 1.0 ² SVM ≤ 0.4 ² |

Electrical

| |
|--------------------------------|
| DALI-2 1 DALI Addr. |
| PC2 220-240 V |
| system 26.7 W fixture 22.7 W |
| 36 Vf 650 mA |

Physical

| |
|---|
| trim |
| length 118 mm width 118 mm height 75 mm |
| 0.66 kg |

Cutout

| |
|--|
| length 112 mm width 112 mm |
| min. ceiling thickness 2 mm max. ceiling thickness 25 mm |
| recessed depth 80 mm |

¹ incl. consideration of optical losses & internal control unit losses
² Value of containing product at full load (undimmed)

Installation instructions



Lighting calculator



SASSO 100 square downlight

trim

048-2710119M 048-279731G 002-90789



Project / Type

Notes

Count / Date

Maintenance Factors

| Operating Time [h] | 10 000 | 20 000 | 30 000 | 40 000 | 50 000 |
|--------------------|--|--------|-------------------|---------------------------------|--------|
| LLMF | 0.964 | 0.923 | 0.884 | 0.847 | 0.811 |
| LSF | 1 | 1 | 1 | 1 | 1 |
| MF | $LMF \times RSMF \times LLMF \times LSF$ | | RSMF ^a | Room Surface Maintenance Factor | |
| MF | Maintenance Factor | | LLMF | Lamp Lumens Maintenance Factor | |
| LMF ^a | Luminaire Maintenance Factor | | LSF | Lamp Survival Factor | |

^a According to "CIE 97, Maintenance of indoor electric lighting systems", 2005, ISBN 3-900-734-34-8. The values must be determined by the planner.

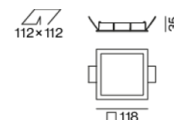
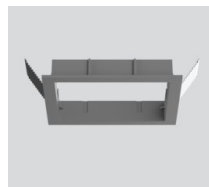
Circuit Breaker Types

| Automatic Circuit Breaker Type | Number of Fixtures |
|--------------------------------|--------------------|
| B10 | 18 |
| B16 | 30 |
| C10 | 23 |
| C16 | 36 |

Components

MOUNTING SET with trim

| TYPE | COLOUR | L-W-H (MM) | ARTICLE NUMBER(S) |
|---------------------------|-----------------|------------|-------------------|
| for intermediate ceilings | white aluminium | 118-118-35 | 048-279731G |



POWER SUPPLY

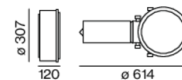
| L-W-H (MM) | ARTICLE NUMBER(S) |
|------------|-------------------|
| 143-43-30 | 002-90789 |



Mounting accessories

PRIMED CONCRETE MOUNTING HOUSING

| L-W-H (MM) | ARTICLE NUMBER(S) |
|-------------|-------------------|
| 614-307-120 | 048-2695110 |



SASSO 100 square downlight

trim

048-2710119M 048-279731G 002-90789



Project / Type

Notes

Count / Date

Optional electrical accessories

DIN RAIL POWER SUPPLY

L-W-H (MM)
72-90-63

ARTICLE NUMBER(S)
005-6520210



DIN RAIL LED DRIVER

L-W-H (MM)
36-88-59

ARTICLE NUMBER(S)
005-6121030



Optional electrical accessories

POWER SUPPLY PRE-WIRED with junction box

ARTICLE NUMBER(S)

| | |
|------------|--|
| 002-90767A | |
| 002-90789A | |
| 002-90776A | |
| 002-90766A | |
| 002-90780A | |
| 002-90774A | |



Electrical accessories

THROUGH WIRING CONNECTION BOX

TYPE

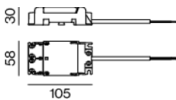
| | |
|---------------------------|--|
| non DIM cable ø 4 – 12 mm | |
| DALI cable ø 4 – 12 mm | |

L-W-H (MM)

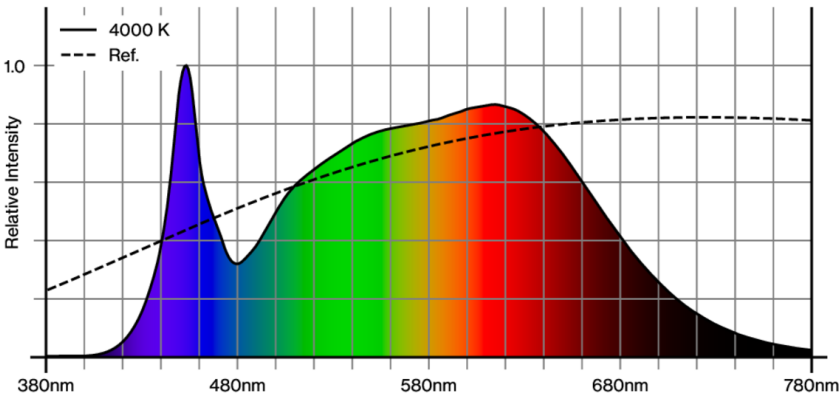
| | |
|-----------|--|
| 105-58-30 | |
| 105-58-30 | |

ARTICLE NUMBER(S)

| | |
|-------------|--|
| 005-2531110 | |
| 005-2551110 | |



Colour rendering



[048-2710119M 048-279731G 002-90789] The technical data represent rated values for an ambient temperature of 25°C. The data values for the luminous flux are initially subject to a tolerance of +/- 10%, those for the electrical connected load are initially subject to a tolerance of +/- 10%, and those for the colour temperature are initially subject to a tolerance of +/- 150 K. No liability is assumed for typographical or printing errors. The general terms and conditions of XAL GmbH apply.
© XAL GmbH · Auer-Welsbach-Gasse 36 · 8055 Graz · Austria · www.xal.com

07.08.2025

SASSO 100 square downlight

trim

048-2710119M 048-279731G 002-90789



Project / Type

Notes

Count / Date

CRI/R_a ≥ 91 R_e ≥ 88 (4000 K)



TM30 colour vector graphic



The black line represents the black body reference. The red line indicates the results of the test light source. The deviation from the test light source to the reference is shown and is marked by arrows. The shorter the arrows, the higher the color rendering.

