

SASSO 100 round adjustable

trim

048-2720017W 048-2796318 002-90789



Project / Type

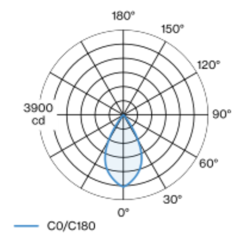
Notes

Count / Date

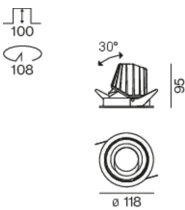


Round recessed spotlight in die-cast aluminium; 1 lamp; surface traffic white; 360° rotatable and 30° tiltable; installation without tools in mounting set due to patented ball catch system; round installation housing; with trim jet black; suitable for ceiling thickness of 2-25 mm; passive cooling of the LEDs through improved heat sink geometry; with COB (Chip on Board) technology for maximum efficiency; no appearance of multiple shadows; light colour 3000 K; binning initial MacAdam ≤ 2 SDCM; CRI ≥ 90 ; min. 80% of luminous flux after 50000 operating hours; energy efficient LEDs with high CRI; incl. high quality lens system; precise radiation characteristic with 56° beam; degree of protection from below IP40 (from above IP20); PC2; 220-240 V; incl. DALI-2 converter; through wiring connection box, 3-pole or 5-pole, available as an accessory; accessories are listed separately; light source replaceable by an authorized professional; control gear replaceable by an authorized professional;

Light distribution



Product drawing



General

Ceiling | Recessed
tilt max 30°
rotation 360°
traffic white | RAL 9016 ¹
Mounting set jet black
front IP40 | back IP20
2480 lm
fixture 109 lm/W ²

LED

3000 K
CRI ≥ 90
L80 / 50000 h
initial MacAdam ≤ 2 SDCM
R_g: 99 | R_f: 90 | R_[1-15]: 87
MR 0.6 | MDER 0.54

Optical

wide flood | beam angle 56°
PstLM ≤ 1.0 ³ | SVM ≤ 0.4 ³

Electrical

DALI-2 | 1 DALI Addr.
PC2 | 220-240 V
system 26.7 W | fixture 22.7 W
36 Vf | 650 mA

Physical

trim
diameter 118 mm | height 95 mm
0.56 kg

Cutout

diameter 108 mm
min. ceiling thickness 2 mm | max. ceiling thickness 25 mm
recessed depth 100 mm

¹ RAL code
² incl. consideration of optical losses & internal control unit losses
³ Value of containing product at full load (undimmed)

Installation instructions



Lighting calculator



SASSO 100 round adjustable

trim

048-2720017W 048-2796318 002-90789



Project / Type _____

Notes _____

Count / Date _____

Maintenance Factors

| Operating Time [h] | 10 000 | 20 000 | 30 000 | 40 000 | 50 000 |
|--------------------|------------------------------|--------|-------------------|---------------------------------|--------|
| LLMF | 0.964 | 0.923 | 0.884 | 0.847 | 0.811 |
| LSF | 1 | 1 | 1 | 1 | 1 |
| MF | LMF × RSMF × LLMF × LSF | | RSMF ^a | Room Surface Maintenance Factor | |
| MF | Maintenance Factor | | LLMF | Lamp Lumens Maintenance Factor | |
| LMF ^a | Luminaire Maintenance Factor | | LSF | Lamp Survival Factor | |

^a According to "CIE 97, Maintenance of indoor electric lighting systems", 2005, ISBN 3-900-734-34-8. The values must be determined by the planner.

Circuit Breaker Types

| Automatic Circuit Breaker Type | Number of Fixtures |
|--------------------------------|--------------------|
| B10 | 18 |
| B16 | 30 |
| C10 | 23 |
| C16 | 36 |

Components

MOUNTING SET with trim 1 lamp

| TYPE | COLOUR | Ø (MM) | ARTICLE NUMBER(S) |
|---------------------------|-----------|--------|-------------------|
| for intermediate ceilings | jet black | 118 | 048-2796318 |



POWER SUPPLY

| L-W-H (MM) | ARTICLE NUMBER(S) |
|------------|-------------------|
| 143-43-30 | 002-90789 |



Mounting accessories

PRIMED CONCRETE MOUNTING HOUSING

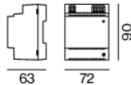
| COLOUR | L-W-H (MM) | ARTICLE NUMBER(S) |
|-----------------|-------------|-------------------|
| white aluminium | 614-307-120 | 048-2695110 |



Optional electrical accessories

DIN RAIL POWER SUPPLY

| L-W-H (MM) | ARTICLE NUMBER(S) |
|------------|-------------------|
| 72-90-63 | 005-6520210 |



DIN RAIL LED DRIVER

| TYPE | L-W-H (MM) | ARTICLE NUMBER(S) |
|--------------------------------|------------|-------------------|
| 2 × 42W 48V DC UOUT 10–40V | 36-88-59 | 005-6121030 |



SASSO 100 round adjustable

trim

048-2720017W 048-2796318 002-90789



Project / Type

Notes

Count / Date

Optional electrical accessories

POWER SUPPLY PREWIRED

| TYPE | ARTICLE NUMBER(S) |
|-------------------|-------------------|
| with junktion box | 002-90767A |
| with junktion box | 002-90789A |
| with junktion box | 002-90776A |
| with junktion box | 002-90766A |
| with junktion box | 002-90780A |
| with junktion box | 002-90774A |



Electrical accessories

THROUGH WIRING CONNECTION BOX

| TYPE | L-W-H (MM) | ARTICLE NUMBER(S) |
|--|------------|-------------------|
| non DIM cable ø 4 – 12 mm, Linect®-Ready | 105-58-30 | 005-2531110 |
| DALI cable ø 4 – 12 mm, Linect®-Ready | 105-58-30 | 005-2551110 |



Optical accessories

HONEYCOMB LOUVER

| COLOUR | Ø (MM) | ARTICLE NUMBER(S) |
|-----------|--------|-------------------|
| jet black | 50 | 007-1965598 |

