

SASSO 100 round adjustable

trim 2 lamps


048-2720019F 048-279831G 002-90767



Project / Type

Notes

Count / Date



| |
|------------------------------------|
| General |
| Ceiling Recessed |
| tilt max 30° |
| rotation 360° |
| gold dust RAL 260-M ¹ |
| Mounting set white aluminium |
| front IP40 back IP20 |
| 3120 lm |
| fixture 102 lm/W ² |

| |
|---|
| LED |
| 3000 K |
| CRI ≥ 90 |
| L80 / 50000 h |
| initial MacAdam ≤ 2 SDCM |
| R _g : 99 R _f : 90 R _{t1-15} : 87 |
| MR 0.6 MDER 0.54 |

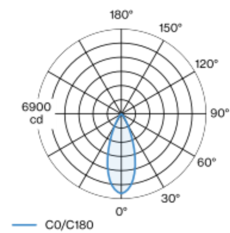
| |
|---|
| Optical |
| flood beam angle 39° |
| UGR ≤ 16 ≥65° <1500 cd/m ² |
| PstLM ≤ 1.0 ³ SVM ≤ 0.4 ³ |

Round recessed spotlight in die-cast aluminium; 2 lamps; surface gold dust; 360° rotatable and 30° tiltable; installation without tools in mounting set due to patented ball catch system; oval installation housing; with trim white aluminium; suitable for ceiling thickness of 2-25 mm; passive cooling of the LEDs through improved heat sink geometry; with COB (Chip on Board) technology for maximum efficiency; no appearance of multiple shadows; light colour 3000 K; binning initial MacAdam ≤ 2 SDCM; CRI ≥ 90; min. 80% of luminous flux after 50000 operating hours; energy efficient LEDs with high CRI; incl. high quality lens system; precise radiation characteristic with 39° beam; UGR ≤ 16; VDU compatible workplace luminaire according to DIN EN 12464-1; luminance above 65° ≤ 1500 cd/m²; degree of protection from below IP40 (from above IP20); PC2; 220-240 V; incl. DALI-2 converter; through wiring connection box, 3-pole or 5-pole, available as an accessory; accessories are listed separately; light source replaceable by an authorized professional; control gear replaceable by an authorized professional;

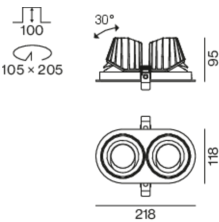
| |
|------------------------------|
| Electrical |
| DALI-2 1 DALI Addr. |
| PC2 220-240 V |
| system 35 W fixture 15.2 W |
| total fixtures 30 W |
| 36 Vf 450 mA |

| |
|---|
| Physical |
| trim |
| length 218 mm width 118 mm height 95 mm |
| 0.58 kg |

Light distribution



Product drawing



| |
|--|
| Cutout |
| diameter 105 mm length 205 mm width 105 mm |
| min. ceiling thickness 2 mm max. ceiling thickness 25 mm |
| recessed depth 100 mm |

¹ RAL code
² incl. consideration of optical losses & internal control unit losses
³ Value of containing product at full load (undimmed)

Installation instructions

Lighting calculator