

SASSO 100 round adjustable

trim 2 lamps


048-2720114F 048-279831G 002-90789



Project / Type

Notes

Count / Date



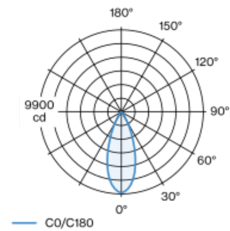
General
Ceiling Recessed
tilt max 30°
rotation 360°
matt silver
Mounting set white aluminium
front IP40 back IP20
4720 lm
fixture 104 lm/W ¹

LED
4000 K
CRI ≥ 90
L80 / 50000 h
initial MacAdam ≤ 2 SDCM
R _g : 98 R _f : 90 R _{t-15} : 88
MR 0.8 MDER 0.72

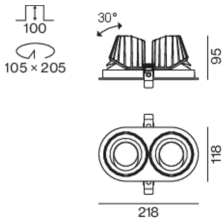
Optical
flood beam angle 39°
UGR ≤ 19 ≥65° <1500 cd/m²
PstLM ≤ 1.0 ² SVM ≤ 0.4 ²

Round recessed spotlight in die-cast aluminium; 2 lamps; surface matt silver; 360° rotatable and 30° tiltable; installation without tools in mounting set due to patented ball catch system; oval installation housing; with trim white aluminium; suitable for ceiling thickness of 2-25 mm; passive cooling of the LEDs through improved heat sink geometry; with COB (Chip on Board) technology for maximum efficiency; no appearance of multiple shadows; light colour 4000 K; binning initial MacAdam ≤ 2 SDCM; CRI ≥ 90; min. 80% of luminous flux after 50000 operating hours; energy efficient LEDs with high CRI; incl. high quality lens system; precise radiation characteristic with 39° beam; UGR ≤ 19; VDU compatible workplace luminaire according to DIN EN 12464-1; luminance above 65° ≤ 1500 cd/m²; degree of protection from below IP40 (from above IP20); PC2; 220-240 V; incl. DALI-2 converter; through wiring connection box, 3-pole or 5-pole, available as an accessory; accessories are listed separately; light source replaceable by an authorized professional; control gear replaceable by an authorized professional;

Light distribution



Product drawing



Electrical
DALI-2 1 DALI Addr.
PC2 220-240 V
system 52 W fixture 22.7 W
total fixtures 45 W
36 Vf 650 mA

Physical
trim
length 218 mm width 118 mm height 95 mm
0.68 kg

Cutout
diameter 105 mm length 205 mm width 105 mm
min. ceiling thickness 2 mm max. ceiling thickness 25 mm
recessed depth 100 mm

¹ incl. consideration of optical losses & internal control unit losses
² Value of containing product at full load (undimmed)

Installation instructions



Lighting calculator

