

# SASSO 100 round adjustable

trim 2 lamps


048-2720114M 048-2798318 002-90767



Project / Type

Notes

Count / Date



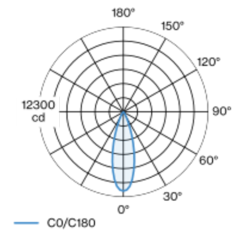
General
Ceiling   Recessed
tilt max 30°
rotation 360°
matt silver
Mounting set jet black
front IP40   back IP20
3780 lm
fixture 124 lm/W <sup>1</sup>

LED
4000 K
CRI ≥ 90
L80 / 50000 h
initial MacAdam ≤ 2 SDCM
R <sub>g</sub> : 98   R <sub>r</sub> : 90   R <sub>t-15</sub> : 88
MR 0.8   MDER 0.72

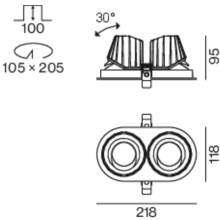
Optical
medium   beam angle 31°
UGR ≤ 13   ≥65° <1500 cd/m²
PstLM ≤ 1.0 <sup>2</sup>   SVM ≤ 0.4 <sup>2</sup>

Round recessed spotlight in die-cast aluminium; 2 lamps; surface matt silver; 360° rotatable and 30° tiltable; installation without tools in mounting set due to patented ball catch system; oval installation housing; with trim jet black; suitable for ceiling thickness of 2-25 mm; passive cooling of the LEDs through improved heat sink geometry; with COB (Chip on Board) technology for maximum efficiency; no appearance of multiple shadows; light colour 4000 K; binning initial MacAdam ≤ 2 SDCM; CRI ≥ 90; min. 80% of luminous flux after 50000 operating hours; energy efficient LEDs with high CRI; incl. high quality lens system; precise radiation characteristic with 31° beam; UGR ≤ 13; VDU compatible workplace luminaire according to DIN EN 12464-1; luminance above 65° ≤ 1500 cd/m²; degree of protection from below IP40 (from above IP20); PC2; 220-240 V; incl. DALI-2 converter; through wiring connection box, 3-pole or 5-pole, available as an accessory; accessories are listed separately; light source replaceable by an authorized professional; control gear replaceable by an authorized professional;

## Light distribution



## Product drawing



Electrical
DALI-2   1 DALI Addr.
PC2   220-240 V
system 35 W   fixture 15.2 W
total fixtures 30 W
36 Vf   450 mA

Physical
trim
length 218 mm   width 118 mm   height 95 mm
0.58 kg

Cutout
diameter 105 mm   length 205 mm   width 105 mm
min. ceiling thickness 2 mm   max. ceiling thickness 25 mm
recessed depth 100 mm

<sup>1</sup> incl. consideration of optical losses & internal control unit losses

<sup>2</sup> Value of containing product at full load (undimmed)

## Installation instructions



## Lighting calculator

