

SASSO 100 round adjustable

trim

048-2720111M 048-2796317 002-90767



Project / Type

Notes

Count / Date



General
Ceiling Recessed
tilt max 30°
rotation 360°
jet black RAL 9005 ¹
Mounting set traffic white
front IP40 back IP20
1770 lm
fixture 116 lm/W ²

LED
4000 K
CRI ≥ 90
L80 / 50000 h
initial MacAdam ≤ 2 SDCM
R _g : 98 R _r : 90 R _{t-15} : 88
MR 0.8 MDER 0.72

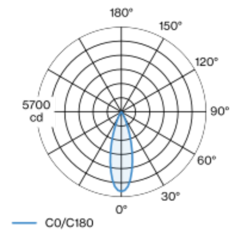
Optical
medium beam angle 31°
UGR ≤ 13 ≥65° <1500 cd/m²
PstLM ≤ 1.0 ³ SVM ≤ 0.4 ³

Round recessed spotlight in die-cast aluminium; 1 lamp; surface jet black; 360° rotatable and 30° tiltable; installation without tools in mounting set due to patented ball catch system; round installation housing; with trim traffic white; suitable for ceiling thickness of 2-25 mm; passive cooling of the LEDs through improved heat sink geometry; with COB (Chip on Board) technology for maximum efficiency; no appearance of multiple shadows; light colour 4000 K; binning initial MacAdam ≤ 2 SDCM; CRI ≥ 90; min. 80% of luminous flux after 50000 operating hours; energy efficient LEDs with high CRI; incl. high quality lens system; precise radiation characteristic with 31° beam; UGR ≤ 13; VDU compatible workplace luminaire according to DIN EN 12464-1; luminance above 65° ≤ 1500 cd/m²; degree of protection from below IP40 (from above IP20); PC2; 220-240 V; incl. DALI-2 converter; through wiring connection box, 3-pole or 5-pole, available as an accessory; accessories are listed separately; light source replaceable by an authorized professional; control gear replaceable by an authorized professional;

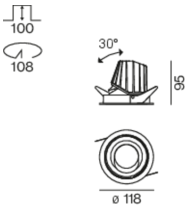
Electrical
DALI-2 1 DALI Addr.
PC2 220-240 V
system 17.9 W fixture 15.2 W
36 Vf 450 mA

Physical
trim
diameter 118 mm height 95 mm
0.48 kg

Light distribution



Product drawing



Cutout
diameter 108 mm
min. ceiling thickness 2 mm max. ceiling thickness 25 mm
recessed depth 100 mm

¹ RAL code
² incl. consideration of optical losses & internal control unit losses
³ Value of containing product at full load (undimmed)

Installation instructions

Lighting calculator

SASSO 100 round adjustable

trim

048-2720111M 048-2796317 002-90767



Project / Type _____

Notes _____

Count / Date _____

Maintenance Factors

Operating Time [h]	10 000	20 000	30 000	40 000	50 000
LLMF	0.964	0.923	0.884	0.847	0.811
LSF	1	1	1	1	1
MF	LMF × RSMF × LLMF × LSF		RSMF ^a	Room Surface Maintenance Factor	
MF	Maintenance Factor		LLMF	Lamp Lumens Maintenance Factor	
LMF ^a	Luminaire Maintenance Factor		LSF	Lamp Survival Factor	

^a According to "CIE 97, Maintenance of indoor electric lighting systems", 2005, ISBN 3-900-734-34-8. The values must be determined by the planner.

Circuit Breaker Types

Automatic Circuit Breaker Type	Number of Fixtures
B10	18
B16	30
C10	23
C16	36

Components

MOUNTING SET with trim 1 lamp

TYPE	COLOUR	Ø (MM)	ARTICLE NUMBER(S)
for intermediate ceilings	traffic white	118	048-2796317



POWER SUPPLY

L-W-H (MM)	ARTICLE NUMBER(S)
143-43-30	002-90767

Mounting accessories

PRIMED CONCRETE MOUNTING HOUSING

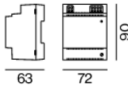
COLOUR	L-W-H (MM)	ARTICLE NUMBER(S)
white aluminium	614-307-120	048-2695110



Optional electrical accessories

DIN RAIL POWER SUPPLY

L-W-H (MM)	ARTICLE NUMBER(S)
72-90-63	005-6520210



DIN RAIL LED DRIVER

TYPE	L-W-H (MM)	ARTICLE NUMBER(S)
2 × 42W 48V DC UOUT 10–40V	36-88-59	005-6121030



SASSO 100 round adjustable

trim

048-2720111M 048-2796317 002-90767



Project / Type

Notes

Count / Date

Optional electrical accessories

POWER SUPPLY PREWIRED

TYPE	ARTICLE NUMBER(S)
with junktion box	002-90767A
with junktion box	002-90789A
with junktion box	002-90776A
with junktion box	002-90766A
with junktion box	002-90780A
with junktion box	002-90774A



Electrical accessories

THROUGH WIRING CONNECTION BOX

TYPE	L-W-H (MM)	ARTICLE NUMBER(S)
non DIM cable ø 4 – 12 mm, Linect®-Ready	105-58-30	005-2531110
DALI cable ø 4 – 12 mm, Linect®-Ready	105-58-30	005-2551110



Optical accessories

HONEYCOMB LOUVER

COLOUR	Ø (MM)	ARTICLE NUMBER(S)
jet black	50	007-1965598

