

# SASSO 100 round adjustable

trim 2 lamps


048-2720211M 048-2798317 002-90789



Project / Type

Notes

Count / Date



General
Ceiling   Recessed
tilt max 30°
rotation 360°
jet black   RAL 9005
Mounting set traffic white
front IP40   back IP20
4700 lm
fixture 103 lm/W <sup>1</sup>

LED
3500 K
CRI ≥ 90
L80 / 50000 h
initial MacAdam ≤ 2 SDCM
R <sub>g</sub> : 99   R <sub>f</sub> : 90   R <sub>t(1-15)</sub> : 89
MR 0.7   MDER 0.64

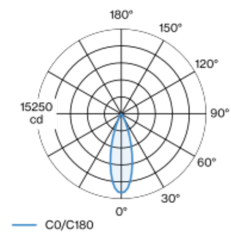
Optical
medium   beam angle 31°
UGR ≤ 16   ≥65° <3000 cd/m <sup>2</sup>
PstLM ≤ 1.0 <sup>2</sup>   SVM ≤ 0.4 <sup>2</sup>

Round recessed spotlight in die-cast aluminium; 2 lamps; surface jet black; 360° rotatable and 30° tiltable; installation without tools in mounting set due to patented ball catch system; oval installation housing; with trim traffic white; suitable for ceiling thickness of 2-25 mm; passive cooling of the LEDs through improved heat sink geometry; with COB (Chip on Board) technology for maximum efficiency; no appearance of multiple shadows; light colour 3500 K; binning initial MacAdam ≤ 2 SDCM; CRI ≥ 90; min. 80% of luminous flux after 50000 operating hours; energy efficient LEDs with high CRI; incl. high quality lens system; precise radiation characteristic with 31° beam; UGR ≤ 16; VDU compatible workplace luminaire according to DIN EN 12464-1; luminance above 65° ≤ 3000 cd/m<sup>2</sup>; degree of protection from below IP40 (from above IP20); PC2; 220-240 V; incl. DALI-2 converter; through wiring connection box, 3-pole or 5-pole, available as an accessory; accessories are listed separately; light source replaceable by an authorized professional; control gear replaceable by an authorized professional;

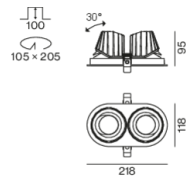
Electrical
DALI-2   1 DALI Addr.
PC2   220-240 V
system 52 W   fixture 22.7 W
total fixtures 45 W
36 Vf   650 mA

Physical
trim
length 218 mm   width 118 mm   height 95 mm
0.68 kg

## Light distribution



## Product drawing



Cutout
diameter 105 mm   length 205 mm   width 105 mm
min. ceiling thickness 2 mm   max. ceiling thickness 25 mm
recessed depth 100 mm

<sup>1</sup> incl. consideration of optical losses & internal control unit losses  
<sup>2</sup> Value of containing product at full load (undimmed)

### Installation instructions

### Lighting calculator

# SASSO 100 round adjustable

trim 2 lamps

048-2720211M 048-2798317 002-90789



Project / Type \_\_\_\_\_

Notes \_\_\_\_\_

Count / Date \_\_\_\_\_

### Maintenance Factors

Operating Time [h]	10 000	20 000	30 000	40 000	50 000
LLMF	0.964	0.923	0.884	0.847	0.811
LSF	1	1	1	1	1

MF	LMF × RSMF × LLMF × LSF		RSMF <sup>a</sup>	Room Surface Maintenance Factor	
MF	Maintenance Factor		LLMF	Lamp Lumens Maintenance Factor	
LMF <sup>a</sup>	Luminaire Maintenance Factor		LSF	Lamp Survival Factor	

<sup>a</sup> According to "CIE 97, Maintenance of indoor electric lighting systems", 2005, ISBN 3-900-734-34-8. The values must be determined by the planner.

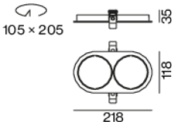
### Circuit Breaker Types

Automatic Circuit Breaker Type	Number of Fixtures
B10	18
B16	30
C10	23
C16	36

### Components

#### MOUNTING SET with trim 2 lamps

TYPE	COLOUR	L-W-H (MM)	ARTICLE NUMBER(S)
for intermediate ceilings	traffic white	218-118-35	048-2798317



#### POWER SUPPLY

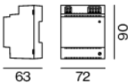
L-W-H (MM)	ARTICLE NUMBER(S)
143-43-30	002-90789



### Optional electrical accessories

#### DIN RAIL POWER SUPPLY

L-W-H (MM)	ARTICLE NUMBER(S)
72-90-63	005-6520210



#### DIN RAIL LED DRIVER

L-W-H (MM)	ARTICLE NUMBER(S)
36-88-59	005-6121030



# SASSO 100 round adjustable

trim 2 lamps

048-2720211M 048-2798317 002-90789



Project / Type

Notes

Count / Date

## Optional electrical accessories

### POWER SUPPLY PRE-WIRED with junction box

ARTICLE NUMBER(S)
002-90767A
002-90789A
002-90776A
002-90766A
002-90780A
002-90774A



## Electrical accessories

### THROUGH WIRING CONNECTION BOX

TYPE	L-W-H (MM)	ARTICLE NUMBER(S)
non DIM cable ø 4 – 12 mm	105-58-30	005-2531110
DALI cable ø 4 – 12 mm	105-58-30	005-2551110



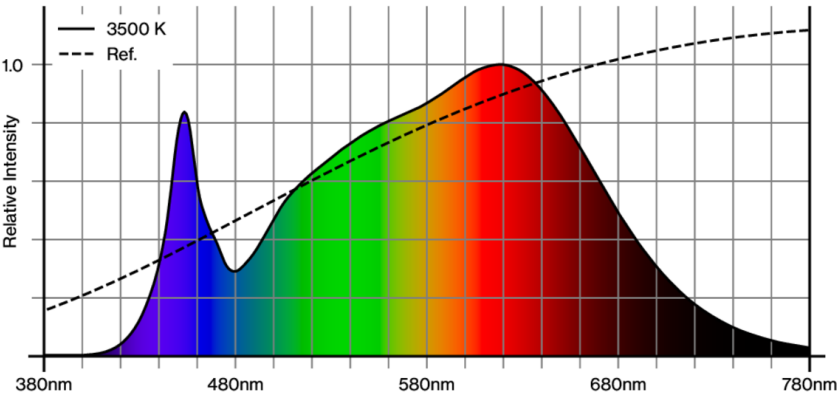
## Optical accessories

### HONEYCOMB LOUVER

TYPE	COLOUR	Ø (MM)	ARTICLE NUMBER(S)
for BO 55   SASSO 100	jet black	50	007-1965598



## Colour rendering



# SASSO 100 round adjustable

trim 2 lamps

048-2720211M 048-2798317 002-90789

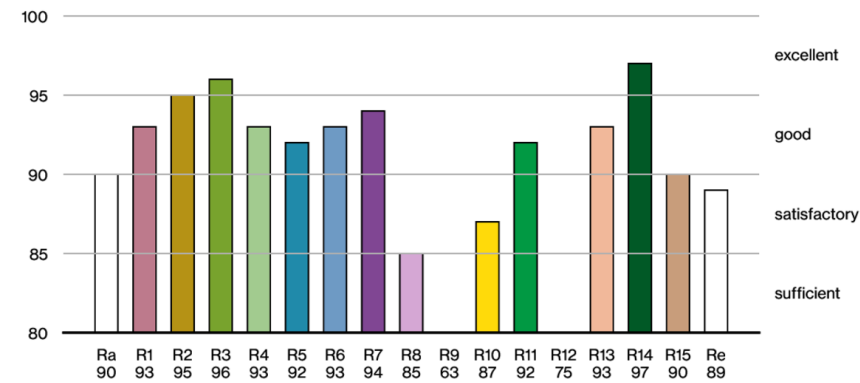


Project / Type

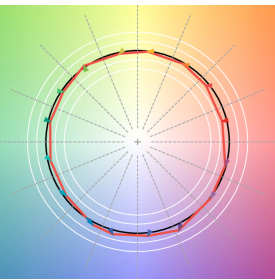
Notes

Count / Date

CRI/R<sub>a</sub> ≥ 92 R<sub>e</sub> ≥ 89 (3500 K)



## TM30 colour vector graphic



The black line represents the black body reference. The red line indicates the results of the test light source. The deviation from the test light source to the reference is shown and is marked by arrows. The shorter the arrows, the higher the color rendering.

