

# SASSO 100 round adjustable

trim 2 lamps


048-2720214M 048-279831G 002-90789



Project / Type

Notes

Count / Date



|                               |
|-------------------------------|
| General                       |
| Ceiling   Recessed            |
| tilt max 30°                  |
| rotation 360°                 |
| matt silver                   |
| Mounting set white aluminium  |
| front IP40   back IP20        |
| 5120 lm                       |
| fixture 113 lm/W <sup>1</sup> |

|                                                                       |
|-----------------------------------------------------------------------|
| LED                                                                   |
| 3500 K                                                                |
| CRI ≥ 90                                                              |
| L80 / 50000 h                                                         |
| initial MacAdam ≤ 2 SDCM                                              |
| R <sub>g</sub> : 99   R <sub>f</sub> : 90   R <sub>t(1-15)</sub> : 89 |
| MR 0.7   MDER 0.64                                                    |

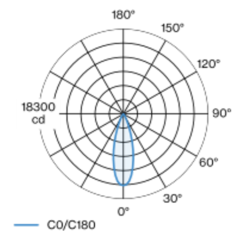
|                                                   |
|---------------------------------------------------|
| Optical                                           |
| medium   beam angle 31°                           |
| UGR ≤ 16   ≥65° <3000 cd/m <sup>2</sup>           |
| PstLM ≤ 1.0 <sup>2</sup>   SVM ≤ 0.4 <sup>2</sup> |

Round recessed spotlight in die-cast aluminium; 2 lamps; surface matt silver; 360° rotatable and 30° tiltable; installation without tools in mounting set due to patented ball catch system; oval installation housing; with trim white aluminium; suitable for ceiling thickness of 2-25 mm; passive cooling of the LEDs through improved heat sink geometry; with COB (Chip on Board) technology for maximum efficiency; no appearance of multiple shadows; light colour 3500 K; binning initial MacAdam ≤ 2 SDCM; CRI ≥ 90; min. 80% of luminous flux after 50000 operating hours; energy efficient LEDs with high CRI; incl. high quality lens system; precise radiation characteristic with 31° beam; UGR ≤ 16; VDU compatible workplace luminaire according to DIN EN 12464-1; luminance above 65° ≤ 3000 cd/m<sup>2</sup>; degree of protection from below IP40 (from above IP20); PC2; 220-240 V; incl. DALI-2 converter; through wiring connection box, 3-pole or 5-pole, available as an accessory; accessories are listed separately; light source replaceable by an authorized professional; control gear replaceable by an authorized professional;

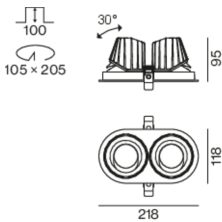
|                              |
|------------------------------|
| Electrical                   |
| DALI-2   1 DALI Addr.        |
| PC2   220-240 V              |
| system 52 W   fixture 22.7 W |
| total fixtures 45 W          |
| 36 Vf   650 mA               |

|                                             |
|---------------------------------------------|
| Physical                                    |
| trim                                        |
| length 218 mm   width 118 mm   height 95 mm |
| 0.68 kg                                     |

## Light distribution



## Product drawing



|                                                            |
|------------------------------------------------------------|
| Cutout                                                     |
| diameter 105 mm   length 205 mm   width 105 mm             |
| min. ceiling thickness 2 mm   max. ceiling thickness 25 mm |
| recessed depth 100 mm                                      |

<sup>1</sup> incl. consideration of optical losses & internal control unit losses  
<sup>2</sup> Value of containing product at full load (undimmed)

### Installation instructions

### Lighting calculator

# SASSO 100 round adjustable

trim 2 lamps

048-2720214M 048-279831G 002-90789



Project / Type

Notes

Count / Date

### Maintenance Factors

| Operating Time [h] | 10 000                       | 20 000 | 30 000            | 40 000                          | 50 000 |
|--------------------|------------------------------|--------|-------------------|---------------------------------|--------|
| LLMF               | 0.964                        | 0.923  | 0.884             | 0.847                           | 0.811  |
| LSF                | 1                            | 1      | 1                 | 1                               | 1      |
| MF                 | LMF × RSMF × LLMF × LSF      |        | RSMF <sup>a</sup> | Room Surface Maintenance Factor |        |
| MF                 | Maintenance Factor           |        | LLMF              | Lamp Lumens Maintenance Factor  |        |
| LMF <sup>a</sup>   | Luminaire Maintenance Factor |        | LSF               | Lamp Survival Factor            |        |

<sup>a</sup> According to "CIE 97, Maintenance of indoor electric lighting systems", 2005, ISBN 3-900-734-34-8. The values must be determined by the planner.

### Circuit Breaker Types

| Automatic Circuit Breaker Type | Number of Fixtures |
|--------------------------------|--------------------|
| B10                            | 18                 |
| B16                            | 30                 |
| C10                            | 23                 |
| C16                            | 36                 |

### Components

#### MOUNTING SET with trim 2 lamps

| TYPE                      | COLOUR          | L-W-H (MM) | ARTICLE NUMBER(S) |
|---------------------------|-----------------|------------|-------------------|
| for intermediate ceilings | white aluminium | 218-118-35 | 048-279831G       |



#### POWER SUPPLY

| L-W-H (MM) | ARTICLE NUMBER(S) |
|------------|-------------------|
| 143-43-30  | 002-90789         |



### Optional electrical accessories

#### DIN RAIL POWER SUPPLY

| L-W-H (MM) | ARTICLE NUMBER(S) |
|------------|-------------------|
| 72-90-63   | 005-6520210       |



#### DIN RAIL LED DRIVER

| TYPE                    | L-W-H (MM) | ARTICLE NUMBER(S) |
|-------------------------|------------|-------------------|
| 200 - 1050 mA   2 x 42W | 36-88-59   | 005-6121030       |



### Optional electrical accessories

#### POWER SUPPLY PREWIRED

| TYPE              | ARTICLE NUMBER(S) |
|-------------------|-------------------|
| with junktion box | 002-90767A        |
| with junktion box | 002-90789A        |
| with junktion box | 002-90776A        |
| with junktion box | 002-90766A        |
| with junktion box | 002-90780A        |
| with junktion box | 002-90774A        |



# SASSO 100 round adjustable

trim 2 lamps

048-2720214M 048-279831G 002-90789



Project / Type

Notes

Count / Date

Electrical accessories

THROUGH WIRING CONNECTION BOX

| TYPE                                     | L-W-H (MM) | ARTICLE NUMBER(S) |
|------------------------------------------|------------|-------------------|
| non DIM cable ø 4 – 12 mm, Linect®-Ready | 105-58-30  | 005-2531110       |
| DALI cable ø 4 – 12 mm, Linect®-Ready    | 105-58-30  | 005-2551110       |



Optical accessories

HONEYCOMB LOUVER

| COLOUR    | Ø (MM) | ARTICLE NUMBER(S) |
|-----------|--------|-------------------|
| jet black | 50     | 007-1965598       |

