

# SASSO 100 round adjustable

trimless exposed concrete

048-2720217F 048-2795210 002-90789



Project / Type

Notes

Count / Date



<b>General</b>	
Ceiling   Recessed	
tilt max 30°	
rotation 360°	
traffic white   RAL 9016 <sup>1</sup>	
Mounting set white aluminium	
front IP40   back IP20	
2380 lm	
fixture 105 lm/W <sup>2</sup>	

<b>LED</b>	
3500 K	
CRI ≥ 90	
L80 / 50000 h	
initial MacAdam ≤ 2 SDCM	
R <sub>g</sub> : 99   R <sub>f</sub> : 90   R <sub>[1-15]</sub> : 89	
MR 0.7   MDER 0.64	

<b>Optical</b>	
flood   beam angle 39°	
PstLM ≤ 1.0 <sup>3</sup>   SVM ≤ 0.4 <sup>3</sup>	

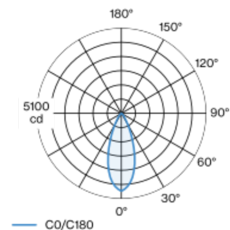
<b>Electrical</b>	
DALI-2   1 DALI Addr.	
PC2   220-240 V	
system 26.7 W   fixture 22.7 W	
36 Vf   650 mA	

<b>Physical</b>	
trimless for exposed concrete ceiling	
length 230 mm   width 230 mm   height 162 mm	
2.7 kg	

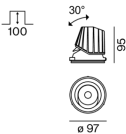
<b>Cutout</b>	
recessed depth 100 mm	

Round recessed spotlight in die-cast aluminium; 1 lamp; surface traffic white; 360° rotatable and 30° tilttable; installation without tools in mounting set due to patented ball catch system; concrete housings for exposed concrete ceilings; for trimless installation; passive cooling of the LEDs through improved heat sink geometry; with COB (Chip on Board) technology for maximum efficiency; no appearance of multiple shadows; light colour 3500 K; binning initial MacAdam ≤ 2 SDCM; CRI ≥ 90; min. 80% of luminous flux after 50000 operating hours; energy efficient LEDs with high CRI; incl. high quality lens system; precise radiation characteristic with 39° beam; degree of protection from below IP40 (from above IP20); PC2; 220-240 V; incl. DALI-2 converter; through wiring connection box, 3-pole or 5-pole, available as an accessory; accessories are listed separately; light source replaceable by an authorized professional; control gear replaceable by an authorized professional;

## Light distribution



## Product drawing



<sup>1</sup> RAL code  
<sup>2</sup> incl. consideration of optical losses & internal control unit losses  
<sup>3</sup> Value of containing product at full load (undimmed)

### Installation instructions

### Lighting calculator

# SASSO 100 round adjustable

trimless exposed concrete

048-2720217F 048-2795210 002-90789



Project / Type

Notes

Count / Date

## Maintenance Factors

Operating Time [h]	10 000	20 000	30 000	40 000	50 000
LLMF	0.964	0.923	0.884	0.847	0.811
LSF	1	1	1	1	1
MF	$LMF \times RSMF \times LLMF \times LSF$		RSMF <sup>a</sup>	Room Surface Maintenance Factor	
MF	Maintenance Factor		LLMF	Lamp Lumens Maintenance Factor	
LMF <sup>a</sup>	Luminaire Maintenance Factor		LSF	Lamp Survival Factor	

<sup>a</sup> According to "CIE 97, Maintenance of indoor electric lighting systems", 2005, ISBN 3-900-734-34-8. The values must be determined by the planner.

## Circuit Breaker Types

Automatic Circuit Breaker Type	Number of Fixtures
B10	18
B16	30
C10	23
C16	36

## Components

### EXPOSED CONCRETE MOUNTING HOUSING

COLOUR	L-W-H (MM)	ARTICLE NUMBER(S)
white aluminium	230-230-162	048-2795210



### POWER SUPPLY

L-W-H (MM)	ARTICLE NUMBER(S)
143-43-30	002-90789



## Mounting accessories

### PRIMED CONCRETE MOUNTING HOUSING

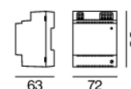
COLOUR	L-W-H (MM)	ARTICLE NUMBER(S)
white aluminium	614-307-120	048-2695110



## Optional electrical accessories

### DIN RAIL POWER SUPPLY

L-W-H (MM)	ARTICLE NUMBER(S)
72-90-63	005-6520210



### DIN RAIL LED DRIVER

TYPE	L-W-H (MM)	ARTICLE NUMBER(S)
2x42W   48V DC   UOUT 10-40V	36-88-59	005-6121030



[048-2720217F 048-2795210 002-90789] The technical data represent rated values for an ambient temperature of 25°C. The data values for the luminous flux are initially subject to a tolerance of +/- 10%, those for the electrical connected load are initially subject to a tolerance of +/- 10%, and those for the colour temperature are initially subject to a tolerance of +/- 150 K. No liability is assumed for typographical or printing errors. The general terms and conditions of XAL GmbH apply.  
© XAL GmbH · Auer-Welsbach-Gasse 36 · 8055 Graz · Austria · www.xal.com

01.07.2025

# SASSO 100 round adjustable

trimless exposed concrete

048-2720217F 048-2795210 002-90789



Project / Type

Notes

Count / Date

## Optional electrical accessories

### POWER SUPPLY PREWIRED

TYPE	ARTICLE NUMBER(S)
with junktion box	002-90767A
with junktion box	002-90789A
with junktion box	002-90776A
with junktion box	002-90766A
with junktion box	002-90780A
with junktion box	002-90774A



## Electrical accessories

### THROUGH WIRING CONNECTION BOX

TYPE	L·W·H (MM)	ARTICLE NUMBER(S)
non DIM cable ø 4 – 12 mm, Linect®-Ready	105-58-30	005-2531110
DALI cable ø 4 – 12 mm, Linect®-Ready	105-58-30	005-2551110



## Optical accessories

### HONEYCOMB LOUVER

COLOUR	Ø (MM)	ARTICLE NUMBER(S)
jet black	50	007-1965598

