

SASSO 100 round adjustable

trim

048-2720217M 048-279631G 002-90767



Project / Type

Notes

Count / Date



General
Ceiling Recessed
tilt max 30°
rotation 360°
traffic white RAL 9016
Mounting set white aluminium
front IP40 back IP20
1840 lm
fixture 121 lm/W ¹

LED
3500 K
CRI ≥ 90
L80 / 50000 h
initial MacAdam ≤ 2 SDCM
R _g : 99 R _f : 90 R _[1-15] : 89
MR 0.7 MDER 0.64

Optical
medium beam angle 31°
UGR ≤ 19
PstLM ≤ 1.0 ² SVM ≤ 0.4 ²

Electrical
DALI-2 1 DALI Addr.
PC2 220-240 V
system 17.9 W fixture 15.2 W
36 Vf 450 mA

Physical
trim
diameter 118 mm height 95 mm
0.47 kg

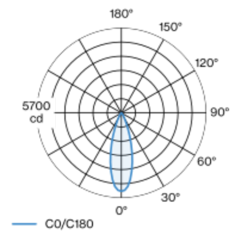
Cutout
diameter 108 mm
min. ceiling thickness 2 mm max. ceiling thickness 25 mm
recessed depth 100 mm

¹ incl. consideration of optical losses & internal control unit losses

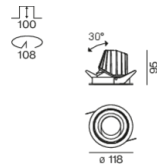
² Value of containing product at full load (undimmed)

Round recessed spotlight in die-cast aluminium; 1 lamp; surface traffic white; 360° rotatable and 30° tiltable; installation without tools in mounting set due to patented ball catch system; round installation housing; with trim white aluminium; suitable for ceiling thickness of 2-25 mm; passive cooling of the LEDs through improved heat sink geometry; with COB (Chip on Board) technology for maximum efficiency; no appearance of multiple shadows; light colour 3500 K; binning initial MacAdam ≤ 2 SDCM; CRI ≥ 90; min. 80% of luminous flux after 50000 operating hours; energy efficient LEDs with high CRI; incl. high quality lens system; precise radiation characteristic with 31° beam; UGR ≤ 19; degree of protection from below IP40 (from above IP20); PC2; 220-240 V; incl. DALI-2 converter; through wiring connection box, 3-pole or 5-pole, available as an accessory; accessories are listed separately; light source replaceable by an authorized professional; control gear replaceable by an authorized professional;

Light distribution



Product drawing



Installation instructions



Lighting calculator



SASSO 100 round adjustable

trim

048-2720217M 048-279631G 002-90767



Project / Type _____

Notes _____

Count / Date _____

Maintenance Factors

Operating Time [h]	10 000	20 000	30 000	40 000	50 000
LLMF	0.964	0.923	0.884	0.847	0.811
LSF	1	1	1	1	1
MF	LMF × RSMF × LLMF × LSF		RSMF ^a	Room Surface Maintenance Factor	
MF	Maintenance Factor		LLMF	Lamp Lumens Maintenance Factor	
LMF ^a	Luminaire Maintenance Factor		LSF	Lamp Survival Factor	

^a According to "CIE 97, Maintenance of indoor electric lighting systems", 2005, ISBN 3-900-734-34-8. The values must be determined by the planner.

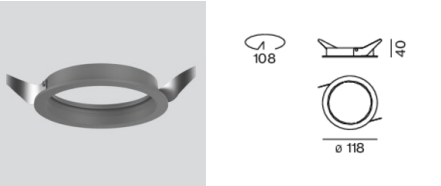
Circuit Breaker Types

Automatic Circuit Breaker Type	Number of Fixtures
B10	18
B16	30
C10	23
C16	36

Components

MOUNTING SET with trim 1 lamp

TYPE	COLOUR	Ø (MM)	ARTICLE NUMBER(S)
for intermediate ceilings	white aluminium	118	048-279631G



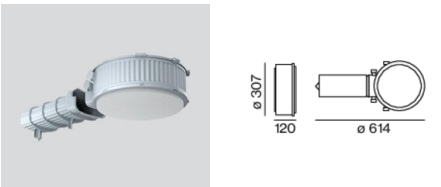
POWER SUPPLY

L-W-H (MM)	ARTICLE NUMBER(S)
143-43-30	002-90767

Mounting accessories

PRIMED CONCRETE MOUNTING HOUSING

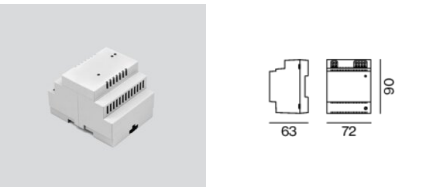
L-W-H (MM)	ARTICLE NUMBER(S)
614-307-120	048-2695110



Optional electrical accessories

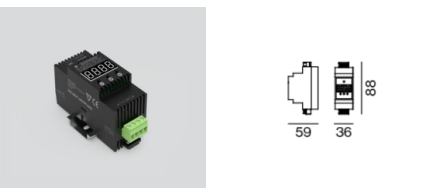
DIN RAIL POWER SUPPLY

L-W-H (MM)	ARTICLE NUMBER(S)
72-90-63	005-6520210



DIN RAIL LED DRIVER

L-W-H (MM)	ARTICLE NUMBER(S)
36-88-59	005-6121030



SASSO 100 round adjustable

trim

048-2720217M 048-279631G 002-90767



Project / Type

Notes

Count / Date

Optional electrical accessories

POWER SUPPLY PRE-WIRED with junction box

ARTICLE NUMBER(S)
002-90767A
002-90789A
002-90776A
002-90766A
002-90780A
002-90774A



Electrical accessories

THROUGH WIRING CONNECTION BOX

TYPE	L-W-H (MM)	ARTICLE NUMBER(S)
non DIM cable ø 4 – 12 mm	105-58-30	005-2531110
DALI cable ø 4 – 12 mm	105-58-30	005-2551110



Optical accessories

HONEYCOMB LOUVER

TYPE	COLOUR	Ø (MM)	ARTICLE NUMBER(S)
for BO 55 SASSO 100	jet black	50	007-1965598



Colour rendering





CRI/R_a ≥ 92 R_e ≥ 89 (3500 K)



TM30 colour vector graphic



The black line represents the black body reference. The red line indicates the results of the test light source. The deviation from the test light source to the reference is shown and is marked by arrows. The shorter the arrows, the higher the color rendering.