

# SASSO 100 round adjustable

trim

048-2720219W 048-2796317 002-90767



Project / Type

Notes

Count / Date



General	
Ceiling   Recessed	
tilt max 30°	
rotation 360°	
gold dust   RAL 260-M <sup>1</sup>	
Mounting set traffic white	
front IP40   back IP20	
1810 lm	
fixture 119 lm/W <sup>2</sup>	

LED	
3500 K	
CRI ≥ 90	
L80 / 50000 h	
initial MacAdam ≤ 2 SDCM	
R <sub>g</sub> : 99   R <sub>f</sub> : 90   R <sub>[1-15]</sub> : 89	
MR 0.7   MDER 0.64	

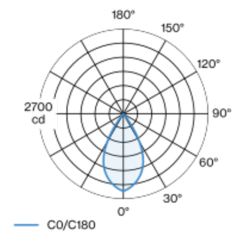
Optical	
wide flood   beam angle 56°	
UGR ≤ 19   ≥65° <1500 cd/m <sup>2</sup>	
PstLM ≤ 1.0 <sup>3</sup>   SVM ≤ 0.4 <sup>3</sup>	

Electrical	
DALI-2   1 DALI Addr.	
PC2   220-240 V	
system 17.9 W   fixture 15.2 W	
36 Vf   450 mA	

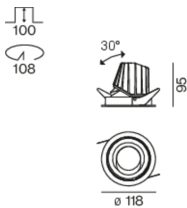
Physical	
trim	
diameter 118 mm   height 95 mm	
0.48 kg	

Cutout	
diameter 108 mm	
min. ceiling thickness 2 mm   max. ceiling thickness 25 mm	
recessed depth 100 mm	

## Light distribution



## Product drawing



<sup>1</sup> RAL code  
<sup>2</sup> incl. consideration of optical losses & internal control unit losses  
<sup>3</sup> Value of containing product at full load (undimmed)

## Installation instructions



## Lighting calculator



# SASSO 100 round adjustable

trim

048-2720219W 048-2796317 002-90767



Project / Type \_\_\_\_\_

Notes \_\_\_\_\_

Count / Date \_\_\_\_\_

### Maintenance Factors

Operating Time [h]	10 000	20 000	30 000	40 000	50 000
LLMF	0.964	0.923	0.884	0.847	0.811
LSF	1	1	1	1	1
MF	LMF × RSMF × LLMF × LSF		RSMF <sup>a</sup>	Room Surface Maintenance Factor	
MF	Maintenance Factor		LLMF	Lamp Lumens Maintenance Factor	
LMF <sup>a</sup>	Luminaire Maintenance Factor		LSF	Lamp Survival Factor	

<sup>a</sup> According to "CIE 97, Maintenance of indoor electric lighting systems", 2005, ISBN 3-900-734-34-8. The values must be determined by the planner.

### Circuit Breaker Types

Automatic Circuit Breaker Type	Number of Fixtures
B10	18
B16	30
C10	23
C16	36

### Components

#### MOUNTING SET with trim 1 lamp

TYPE	COLOUR	Ø (MM)	ARTICLE NUMBER(S)
for intermediate ceilings	traffic white	118	048-2796317



#### POWER SUPPLY

L-W-H (MM)	ARTICLE NUMBER(S)
143-43-30	002-90767

### Mounting accessories

#### PRIMED CONCRETE MOUNTING HOUSING

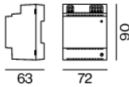
COLOUR	L-W-H (MM)	ARTICLE NUMBER(S)
white aluminium	614-307-120	048-2695110



### Optional electrical accessories

#### DIN RAIL POWER SUPPLY

L-W-H (MM)	ARTICLE NUMBER(S)
72-90-63	005-6520210



#### DIN RAIL LED DRIVER

TYPE	L-W-H (MM)	ARTICLE NUMBER(S)
2 × 42W   48V DC   UOUT 10–40 V	36-88-59	005-6121030



# SASSO 100 round adjustable

trim

048-2720219W 048-2796317 002-90767



Project / Type \_\_\_\_\_

Notes \_\_\_\_\_

Count / Date \_\_\_\_\_

## Optional electrical accessories

### POWER SUPPLY PREWIRED

TYPE	ARTICLE NUMBER(S)
with junktion box	002-90767A
with junktion box	002-90789A
with junktion box	002-90776A
with junktion box	002-90766A
with junktion box	002-90780A
with junktion box	002-90774A



## Electrical accessories

### THROUGH WIRING CONNECTION BOX

TYPE	L-W-H (MM)	ARTICLE NUMBER(S)
non DIM cable ø 4 – 12 mm, Linect®-Ready	105-58-30	005-2531110
DALI cable ø 4 – 12 mm, Linect®-Ready	105-58-30	005-2551110



## Optical accessories

### HONEYCOMB LOUVER

COLOUR	Ø (MM)	ARTICLE NUMBER(S)
jet black	50	007-1965598

