

SASSO 100 round adjustable

trim 2 lamps


048-2720917F 048-2798318 002-90767



Project / Type

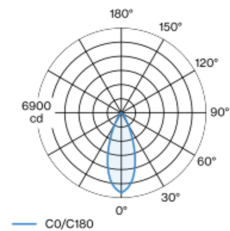
Notes

Count / Date

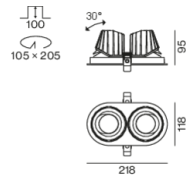


Round recessed spotlight in die-cast aluminium; 2 lamps; surface traffic white; 360° rotatable and 30° tiltable; installation without tools in mounting set due to patented ball catch system; oval installation housing; with trim jet black; suitable for ceiling thickness of 2-25 mm; passive cooling of the LEDs through improved heat sink geometry; with COB (Chip on Board) technology for maximum efficiency; no appearance of multiple shadows; light colour 2700 K; binning initial MacAdam ≤ 2 SDCM; CRI ≥ 90 ; min. 80% of luminous flux after 50000 operating hours; energy efficient LEDs with high CRI; incl. high quality lens system; precise radiation characteristic with 39° beam; UGR ≤ 19 ; degree of protection from below IP40 (from above IP20); PC2; 220-240 V; incl. DALI-2 converter; through wiring connection box, 3-pole or 5-pole, available as an accessory; accessories are listed separately; light source replaceable by an authorized professional; control gear replaceable by an authorized professional;

Light distribution



Product drawing



General

Ceiling | Recessed

tilt max 30°

rotation 360°

traffic white | RAL 9016

Mounting set jet black

front IP40 | back IP20

3320 lm

fixture 109 lm/W ¹

LED

2700 K

CRI ≥ 90

L80 / 50000 h

initial MacAdam ≤ 2 SDCM

R_g: 97 | R_f: 91 | R_{f[1-15]}: 87

MR 0.52 | MDER 0.47

Optical

flood | beam angle 39°

UGR ≤ 19

PstLM ≤ 1.0 ² | SVM ≤ 0.4 ²

Electrical

DALI-2 | 1 DALI Addr.

PC2 | 220-240 V

system 35 W | fixture 15.2 W

total fixtures 30 W

36 Vf | 450 mA

Physical

trim

length 218 mm | width 118 mm | height 95 mm

0.58 kg

Cutout

diameter 105 mm | length 205 mm | width 105 mm

min. ceiling thickness 2 mm | max. ceiling thickness 25 mm

recessed depth 100 mm

¹ incl. consideration of optical losses & internal control unit losses
² Value of containing product at full load (undimmed)

Installation instructions



Lighting calculator



SASSO 100 round adjustable

trim 2 lamps

048-2720917F 048-2798318 002-90767



Project / Type

Notes

Count / Date

Maintenance Factors

Operating Time [h]	10 000	20 000	30 000	40 000	50 000
LLMF	0.964	0.923	0.884	0.847	0.811
LSF	1	1	1	1	1
MF	LMF × RSMF × LLMF × LSF		RSMF ^a	Room Surface Maintenance Factor	
MF	Maintenance Factor		LLMF	Lamp Lumens Maintenance Factor	
LMF ^a	Luminaire Maintenance Factor		LSF	Lamp Survival Factor	

^a According to "CIE 97, Maintenance of indoor electric lighting systems", 2005, ISBN 3-900-734-34-8. The values must be determined by the planner.

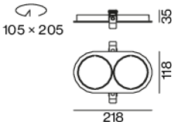
Circuit Breaker Types

Automatic Circuit Breaker Type	Number of Fixtures
B10	18
B16	30
C10	23
C16	36

Components

MOUNTING SET with trim 2 lamps

TYPE	COLOUR	L-W-H (MM)	ARTICLE NUMBER(S)
for intermediate ceilings	jet black	218-118-35	048-2798318



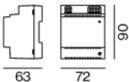
POWER SUPPLY

L-W-H (MM)	ARTICLE NUMBER(S)
143-43-30	002-90767

Optional electrical accessories

DIN RAIL POWER SUPPLY

L-W-H (MM)	ARTICLE NUMBER(S)
72-90-63	005-6520210



DIN RAIL LED DRIVER

L-W-H (MM)	ARTICLE NUMBER(S)
36-88-59	005-6121030



Optional electrical accessories

POWER SUPPLY PRE-WIRED with junction box

ARTICLE NUMBER(S)
002-90767A
002-90789A
002-90776A
002-90766A
002-90780A
002-90774A



SASSO 100 round adjustable

trim 2 lamps

048-2720917F 048-2798318 002-90767



Project / Type

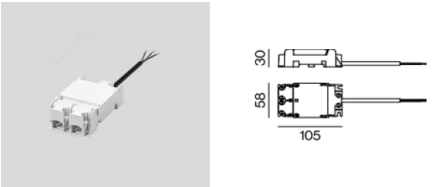
Notes

Count / Date

Electrical accessories

THROUGH WIRING CONNECTION BOX

TYPE	L-W-H (MM)	ARTICLE NUMBER(S)
non DIM cable ø 4 – 12 mm	105-58-30	005-2531110
DALI cable ø 4 – 12 mm	105-58-30	005-2551110



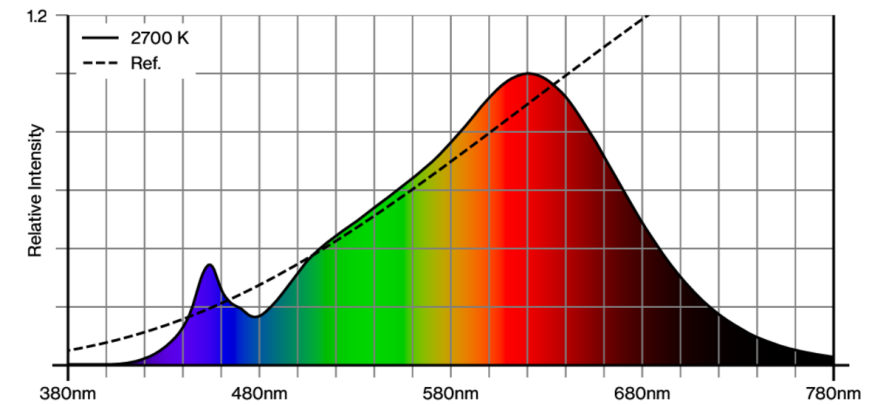
Optical accessories

HONEYCOMB LOUVER

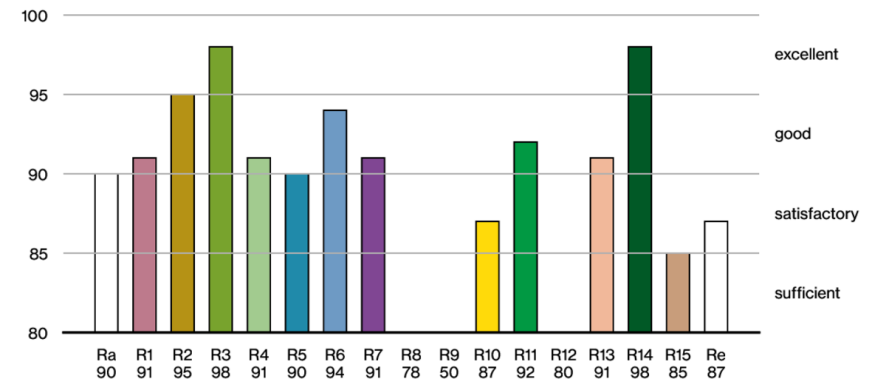
TYPE	COLOUR	Ø (MM)	ARTICLE NUMBER(S)
for BO 55 SASSO 100	jet black	50	007-1965598



Colour rendering



CRI/R_a ≥ 91 R_e ≥ 87 (2700 K)



SASSO 100 round adjustable

trim 2 lamps

048-2720917F 048-2798318 002-90767

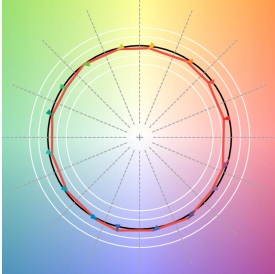


Project / Type

Notes

Count / Date

TM30 colour vector graphic



The black line represents the black body reference. The red line indicates the results of the test light source. The deviation from the test light source to the reference is shown and is marked by arrows. The shorter the arrows, the higher the color rendering.

