

# SASSO 100 round adjustable

trimless exposed concrete

048-2720914F 048-2795210 002-90789



Project / Type

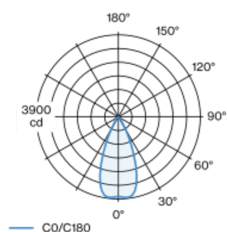
Notes

Count / Date

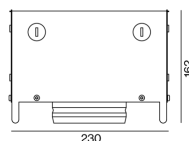
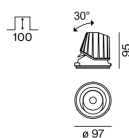


Round recessed spotlight in die-cast aluminium; 1 lamp; surface matt silver; 360° rotatable and 30° tiltable; installation without tools in mounting set due to patented ball catch system; concrete housings for exposed concrete ceilings; for trimless installation; passive cooling of the LEDs through improved heat sink geometry; with COB (Chip on Board) technology for maximum efficiency; no appearance of multiple shadows; light colour 2700 K; binning initial MacAdam  $\leq 2$  SDCM; CRI  $\geq 90$ ; min. 80% of luminous flux after 50000 operating hours; energy efficient LEDs with high CRI; incl. high quality lens system; precise radiation characteristic with 45° beam; UGR  $\leq 16$ ; VDU compatible workplace luminaire according to DIN EN 12464-1; luminance above 65°  $\leq 3000$  cd/m<sup>2</sup>; degree of protection from below IP40 (from above IP20); PC2; 220-240 V; incl. DALI-2 converter; through wiring connection box, 3-pole or 5-pole, available as an accessory; accessories are listed separately; light source replaceable by an authorized professional; control gear replaceable by an authorized professional;

## Light distribution



## Product drawing



## General

Ceiling , Recessed

tilt max 30°

rotation 360°

matt silver

Mounting set white aluminium

front IP40 , back IP20

2230 lm

fixture 98 lm/W<sup>1</sup>

## LED

2700 K

CRI  $\geq 90$

L80 / 50000 h

initial MacAdam  $\leq 2$  SDCM

R<sub>g</sub>: 97 , R<sub>f</sub>: 91 , R<sub>{1-15}</sub>: 87

MR 0.52

MDER 0.47

## Optical

flood

beam angle 45°

UGR  $\leq 16$  ,  $\geq 65^\circ < 3000$  cd/m<sup>2</sup>

PstLM  $\leq 1.0$ <sup>2</sup>

SVM  $\leq 0.4$ <sup>2</sup>

## Electrical

DALI-2

220-240 V

system 26.7 W

fixture 22.7 W

36 Vf

650 mA

PC2

1 DALI Addr.

## Physical

trimless for exposed concrete ceiling

length 230 mm

width 230 mm

height 162 mm

2.7 kg

## Cutout

recessed depth 100 mm

<sup>1</sup> incl. consideration of optical losses & internal control unit losses

<sup>2</sup> Value of containing product at full load (undimmed)

## Installation instructions



## Lighting calculator



[048-2720914F 048-2795210 002-90789] The technical data represent rated values for an ambient temperature of 25°C. The data values for the luminous flux are initially subject to a tolerance of +/- 10%, those for the electrical connected load are initially subject to a tolerance of +/- 10%, and those for the colour temperature are initially subject to a tolerance of +/- 150 K. No liability is assumed for typographical or printing errors. The general terms and conditions of XAL GmbH apply.

© XAL GmbH · Auer-Welsbach-Gasse 36 · 8055 Graz · Austria · www.xal.com

01.05.2025

1 / 3

# SASSO 100 round adjustable

trimless exposed concrete

048-2720914F 048-2795210 002-90789



Project / Type

Notes

Count / Date

## Maintenance Factors

Operating Time [h]	10 000	20 000	30 000	40 000	50 000
LLMF	0.964	0.923	0.884	0.847	0.811
LSF	1	1	1	1	1
MF	LMF × RSMF × LLMF × LSF		RSMF <sup>a</sup>	Room Surface Maintenance Factor	
MF	Maintenance Factor		LLMF	Lamp Lumens Maintenance Factor	
LMF <sup>a</sup>	Luminaire Maintenance Factor		LSF	Lamp Survival Factor	

<sup>a</sup> According to "CIE 97, Maintenance of indoor electric lighting systems", 2005, ISBN 3-900-734-34-8. The values must be determined by the planner.

## Circuit Breaker Types

Automatic Circuit Breaker Type	Number of Fixtures
B10	18
B16	30
C10	23
C16	36

## Components

### EXPOSED CONCRETE MOUNTING HOUSING

COLOUR	L-W-H (MM)	ARTICLE NUMBER(S)
white aluminium	230-230-162	048-2795210



### POWER SUPPLY

L-W-H (MM)	ARTICLE NUMBER(S)
143-43-30	002-90789



## Mounting accessories

### PRIMED CONCRETE MOUNTING HOUSING

COLOUR	L-W-H (MM)	ARTICLE NUMBER(S)
white aluminium	614-307-120	048-2695110



## Optional electrical accessories

### DIN RAIL POWER SUPPLY

TYPE	L-W-H (MM)	ARTICLE NUMBER(S)
160 W	72-90-63	005-6520210



### DIN RAIL LED DRIVER

TYPE	L-W-H (MM)	ARTICLE NUMBER(S)
DALI-2   200-1050 mA   2 x 42W	36-88-59	005-6121030



# SASSO 100 round adjustable

trimless exposed concrete

048-2720914F 048-2795210 002-90789



Project / Type

Notes

Count / Date

## Optional electrical accessories

### POWER SUPPLY PREWIRED

TYPE	ARTICLE NUMBER(S)
with junktion box   DALI-2	002-90767A
with junktion box   DALI-2	002-90789A
with junktion box   DALI-2	002-90776A
with junktion box   non DIM	002-90766A
with junktion box   non DIM	002-90780A
with junktion box   non DIM	002-90774A

## Electrical accessories

### THROUGH WIRING CONNECTION BOX

TYPE	L-W-H (MM)	ARTICLE NUMBER(S)
non DIM cable ø 4 – 12 mm, Linect®-Ready	105-58-30	005-2531110
DALI cable ø 4 – 12 mm, Linect®-Ready	105-58-30	005-2551110



## Optical accessories

### HONEYCOMB LOUVER

COLOUR	Ø (MM)	ARTICLE NUMBER(S)
jet black	50	007-1965598

