

SASSO 100 round adjustable

trim 2 lamps


048-2720917S 048-2798318 002-90789



Project / Type

Notes

Count / Date



| |
|-------------------------------|
| General |
| Ceiling Recessed |
| tilt max 30° |
| rotation 360° |
| traffic white RAL 9016 |
| Mounting set jet black |
| front IP40 back IP20 |
| 4800 lm |
| fixture 106 lm/W ¹ |

| |
|---|
| LED |
| 2700 K |
| CRI ≥ 90 |
| L80 / 50000 h |
| initial MacAdam ≤ 2 SDCM |
| R _g : 97 R _f : 91 R _{f(1-15)} : 87 |
| MR 0.52 MDER 0.47 |

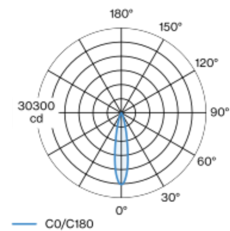
| |
|---|
| Optical |
| spot beam angle 20° |
| UGR ≤ 19 |
| PstLM ≤ 1.0 ² SVM ≤ 0.4 ² |

Round recessed spotlight in die-cast aluminium; 2 lamps; surface traffic white; 360° rotatable and 30° tiltable; installation without tools in mounting set due to patented ball catch system; oval installation housing; with trim jet black; suitable for ceiling thickness of 2-25 mm; passive cooling of the LEDs through improved heat sink geometry; with COB (Chip on Board) technology for maximum efficiency; no appearance of multiple shadows; light colour 2700 K; binning initial MacAdam ≤ 2 SDCM; CRI ≥ 90; min. 80% of luminous flux after 50000 operating hours; energy efficient LEDs with high CRI; incl. high quality lens system; precise radiation characteristic with 20° beam; UGR ≤ 19; degree of protection from below IP40 (from above IP20); PC2; 220-240 V; incl. DALI-2 converter; through wiring connection box, 3-pole or 5-pole, available as an accessory; accessories are listed separately; light source replaceable by an authorized professional; control gear replaceable by an authorized professional;

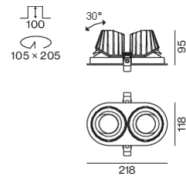
| |
|------------------------------|
| Electrical |
| DALI-2 1 DALI Addr. |
| PC2 220-240 V |
| system 52 W fixture 22.7 W |
| total fixtures 45 W |
| 36 Vf 650 mA |

| |
|---|
| Physical |
| trim |
| length 218 mm width 118 mm height 95 mm |
| 0.67 kg |

Light distribution



Product drawing



| |
|--|
| Cutout |
| diameter 105 mm length 205 mm width 105 mm |
| min. ceiling thickness 2 mm max. ceiling thickness 25 mm |
| recessed depth 100 mm |

¹ incl. consideration of optical losses & internal control unit losses
² Value of containing product at full load (undimmed)

Installation instructions

Lighting calculator

SASSO 100 round adjustable

trim 2 lamps

048-2720917S 048-2798318 002-90789



Project / Type

Notes

Count / Date

Maintenance Factors

| Operating Time [h] | 10 000 | 20 000 | 30 000 | 40 000 | 50 000 |
|--------------------|------------------------------|--------|-------------------|--------|---------------------------------|
| LLMF | 0.964 | 0.923 | 0.884 | 0.847 | 0.811 |
| LSF | 1 | 1 | 1 | 1 | 1 |
| MF | LMF × RSMF × LLMF × LSF | | RSMF ^a | | Room Surface Maintenance Factor |
| MF | Maintenance Factor | | LLMF | | Lamp Lumens Maintenance Factor |
| LMF ^a | Luminaire Maintenance Factor | | LSF | | Lamp Survival Factor |

^a According to "CIE 97, Maintenance of indoor electric lighting systems", 2005, ISBN 3-900-734-34-8. The values must be determined by the planner.

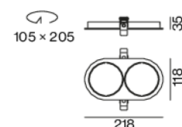
Circuit Breaker Types

| Automatic Circuit Breaker Type | Number of Fixtures |
|--------------------------------|--------------------|
| B10 | 18 |
| B16 | 30 |
| C10 | 23 |
| C16 | 36 |

Components

MOUNTING SET with trim 2 lamps

| TYPE | COLOUR | L-W-H (MM) | ARTICLE NUMBER(S) |
|---------------------------|-----------|------------|-------------------|
| for intermediate ceilings | jet black | 218-118-35 | 048-2798318 |



POWER SUPPLY

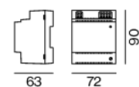
| L-W-H (MM) | ARTICLE NUMBER(S) |
|------------|-------------------|
| 143-43-30 | 002-90789 |



Optional electrical accessories

DIN RAIL POWER SUPPLY

| L-W-H (MM) | ARTICLE NUMBER(S) |
|------------|-------------------|
| 72-90-63 | 005-6520210 |



DIN RAIL LED DRIVER

| L-W-H (MM) | ARTICLE NUMBER(S) |
|------------|-------------------|
| 36-88-59 | 005-6121030 |



[048-2720917S 048-2798318 002-90789] The technical data represent rated values for an ambient temperature of 25°C. The data values for the luminous flux are initially subject to a tolerance of +/- 10%, those for the electrical connected load are initially subject to a tolerance of +/- 10%, and those for the colour temperature are initially subject to a tolerance of +/- 150 K. No liability is assumed for typographical or printing errors. The general terms and conditions of XAL GmbH apply.
© XAL GmbH · Auer-Welsbach-Gasse 36 · 8055 Graz · Austria · www.xal.com

07.08.2025

SASSO 100 round adjustable

trim 2 lamps

048-2720917S 048-2798318 002-90789



Project / Type

Notes

Count / Date

Optional electrical accessories

POWER SUPPLY PRE-WIRED with junction box

| ARTICLE NUMBER(S) |
|-------------------|
| 002-90767A |
| 002-90789A |
| 002-90776A |
| 002-90766A |
| 002-90780A |
| 002-90774A |



Electrical accessories

THROUGH WIRING CONNECTION BOX

| TYPE | L-W-H (MM) | ARTICLE NUMBER(S) |
|---------------------------|------------|-------------------|
| non DIM cable ø 4 – 12 mm | 105-58-30 | 005-2531110 |
| DALI cable ø 4 – 12 mm | 105-58-30 | 005-2551110 |



Optical accessories

HONEYCOMB LOUVER

| TYPE | COLOUR | Ø (MM) | ARTICLE NUMBER(S) |
|-----------------------|-----------|--------|-------------------|
| for BO 55 SASSO 100 | jet black | 50 | 007-1965598 |



Colour rendering





CRI/R_a ≥ 91 R_e ≥ 87 (2700 K)



TM30 colour vector graphic



The black line represents the black body reference. The red line indicates the results of the test light source. The deviation from the test light source to the reference is shown and is marked by arrows. The shorter the arrows, the higher the color rendering.