

SASSO 100 round adjustable

trim 2 lamps


048-2720919M 048-2798317 002-90767



Project / Type

Notes

Count / Date



General
Ceiling Recessed
tilt max 30°
rotation 360°
gold RAL 260-M ¹
Mounting set traffic white
front IP40 back IP20
3340 lm
fixture 110 lm/W ²

LED
2700 K
CRI ≥ 90
L80 / 50000 h
initial MacAdam ≤ 2 SDCM
R _g : 97 R _f : 91 R _{f(1-15)} : 87
MR 0.52 MDER 0.47

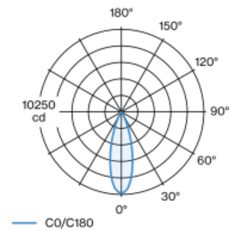
Optical
medium beam angle 31°
UGR ≤ 13 ≥ 65° < 1500 cd/m ²
PstLM ≤ 1.0 ³ SVM ≤ 0.4 ³

Round recessed spotlight in die-cast aluminium; 2 lamps; surface gold; 360° rotatable and 30° tiltable; installation without tools in mounting set due to patented ball catch system; oval installation housing; with trim traffic white; suitable for ceiling thickness of 2-25 mm; passive cooling of the LEDs through improved heat sink geometry; with COB (Chip on Board) technology for maximum efficiency; no appearance of multiple shadows; light colour 2700 K; binning initial MacAdam ≤ 2 SDCM; CRI ≥ 90; min. 80% of luminous flux after 50000 operating hours; energy efficient LEDs with high CRI; incl. high quality lens system; precise radiation characteristic with 31° beam; UGR ≤ 13; VDU compatible workplace luminaire according to DIN EN 12464-1; luminance above 65° ≤ 1500 cd/m²; degree of protection from below IP40 (from above IP20); PC2; 220-240 V; incl. DALI-2 converter; through wiring connection box, 3-pole or 5-pole, available as an accessory; accessories are listed separately; light source replaceable by an authorized professional; control gear replaceable by an authorized professional;

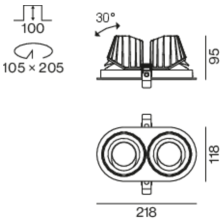
Electrical
DALI-2 1 DALI Addr.
PC2 220-240 V
system 35 W fixture 15.2 W
total fixtures 30 W
36 Vf 450 mA

Physical
trim
length 218 mm width 118 mm height 95 mm
0.59 kg

Light distribution



Product drawing



Cutout
diameter 105 mm length 205 mm width 105 mm
min. ceiling thickness 2 mm max. ceiling thickness 25 mm
recessed depth 100 mm

¹ RAL code
² incl. consideration of optical losses & internal control unit losses
³ Value of containing product at full load (undimmed)

Installation instructions

Lighting calculator