

# SASSO 100 round adjustable

trim 2 lamps


048-2720919M 048-279831G 002-90789



Project / Type

Notes

Count / Date



General
Ceiling   Recessed
tilt max 30°
rotation 360°
gold   RAL 260-M <sup>1</sup>
Mounting set white aluminium
front IP40   back IP20
4600 lm
fixture 102 lm/W <sup>2</sup>

LED
2700 K
CRI ≥ 90
L80 / 50000 h
initial MacAdam ≤ 2 SDCM
R <sub>g</sub> : 97   R <sub>f</sub> : 91   R <sub>f(1-15)</sub> : 87
MR 0.52   MDER 0.47

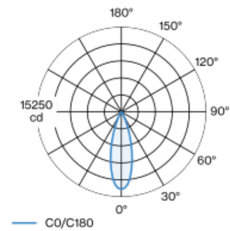
Optical
medium   beam angle 31°
UGR ≤ 16   ≥65° <3000 cd/m <sup>2</sup>
PstLM ≤ 1.0 <sup>3</sup>   SVM ≤ 0.4 <sup>3</sup>

Round recessed spotlight in die-cast aluminium; 2 lamps; surface gold; 360° rotatable and 30° tiltable; installation without tools in mounting set due to patented ball catch system; oval installation housing; with trim white aluminium; suitable for ceiling thickness of 2-25 mm; passive cooling of the LEDs through improved heat sink geometry; with COB (Chip on Board) technology for maximum efficiency; no appearance of multiple shadows; light colour 2700 K; binning initial MacAdam ≤ 2 SDCM; CRI ≥ 90; min. 80% of luminous flux after 50000 operating hours; energy efficient LEDs with high CRI; incl. high quality lens system; precise radiation characteristic with 31° beam; UGR ≤ 16; VDU compatible workplace luminaire according to DIN EN 12464-1; luminance above 65° ≤ 3000 cd/m<sup>2</sup>; degree of protection from below IP40 (from above IP20); PC2; 220-240 V; incl. DALI-2 converter; through wiring connection box, 3-pole or 5-pole, available as an accessory; accessories are listed separately; light source replaceable by an authorized professional; control gear replaceable by an authorized professional;

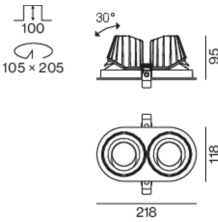
Electrical
DALI-2   1 DALI Addr.
PC2   220-240 V
system 52 W   fixture 22.7 W
total fixtures 45 W
36 Vf   650 mA

Physical
trim
length 218 mm   width 118 mm   height 95 mm
0.68 kg

## Light distribution



## Product drawing



Cutout
diameter 105 mm   length 205 mm   width 105 mm
min. ceiling thickness 2 mm   max. ceiling thickness 25 mm
recessed depth 100 mm

<sup>1</sup> RAL code  
<sup>2</sup> incl. consideration of optical losses & internal control unit losses  
<sup>3</sup> Value of containing product at full load (undimmed)

Installation instructions

Lighting calculator