

SASSO 100 square adjustable

trim 2 lamps


048-2730019W 048-279931G 002-90789



Project / Type

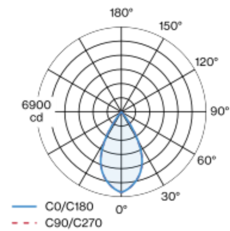
Notes

Count / Date

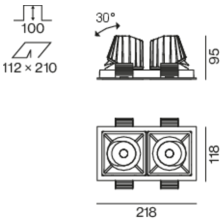


Recessed square spotlight in die-cast aluminium; 2 lamps; surface gold dust; 30° tiltable; installation without tools in mounting set due to patented ball catch system; rectangular installation housing; with trim white aluminium; suitable for ceiling thickness of 2-25 mm; passive cooling of the LEDs through improved heat sink geometry; with COB (Chip on Board) technology for maximum efficiency; no appearance of multiple shadows; light colour 3000 K; binning initial MacAdam ≤ 2 SDCM; CRI ≥ 90 ; min. 80% of luminous flux after 50000 operating hours; energy efficient LEDs with high CRI; incl. high quality lens system; precise radiation characteristic with 56° beam; UGR ≤ 19 ; VDU compatible workplace luminaire according to DIN EN 12464-1; luminance above 65° ≤ 1500 cd/m²; degree of protection from below IP40 (from above IP20); PC2; 220-240 V; incl. DALI-2 converter; through wiring connection box, 3-pole or 5-pole, available as an accessory; accessories are listed separately; light source replaceable by an authorized professional; control gear replaceable by an authorized professional;

Light distribution



Product drawing



General

Ceiling | Recessed
tilt max 30°
gold dust | RAL 260-M ¹
Mounting set white aluminium
front IP40 | back IP20
4820 lm
fixture 106 lm/W ²

LED

3000 K
CRI ≥ 90
L80 / 50000 h
initial MacAdam ≤ 2 SDCM
R_g: 99 | R_r: 90 | R_{t(1-15)}: 87
MR 0.6 | MDER 0.54

Optical

wide flood | beam angle 56°
UGR ≤ 19 | $\geq 65^\circ$ < 1500 cd/m²
PstLM ≤ 1.0 ³ | SVM ≤ 0.4 ³

Electrical

DALI-2 | 1 DALI Addr.
PC2 | 220-240 V
system 52 W | fixture 22.7 W
total fixtures 45 W
36 Vf | 650 mA

Physical

trim
length 218 mm | width 118 mm | height 95 mm
0.67 kg

Cutout

length 210 mm | width 112 mm
min. ceiling thickness 2 mm | max. ceiling thickness 25 mm
recessed depth 100 mm

¹ RAL code
² incl. consideration of optical losses & internal control unit losses
³ Value of containing product at full load (undimmed)

Installation instructions



Lighting calculator

