

# SASSO 100 square adjustable

trim


048-2730117W 048-279731G 002-90789



Project / Type

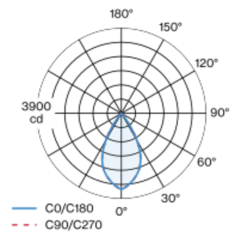
Notes

Count / Date

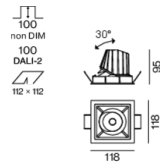


Recessed square spotlight in die-cast aluminium; 1 lamp; surface traffic white; 30° tiltable; installation without tools in mounting set due to patented ball catch system; square installation housing; with trim white aluminium; suitable for ceiling thickness of 2-25 mm; passive cooling of the LEDs through improved heat sink geometry; with COB (Chip on Board) technology for maximum efficiency; no appearance of multiple shadows; light colour 4000 K; binning initial MacAdam  $\leq 2$  SDCM; CRI  $\geq 90$ ; min. 80% of luminous flux after 50000 operating hours; energy efficient LEDs with high CRI; incl. high quality lens system; precise radiation characteristic with 56° beam; degree of protection from below IP40 (from above IP20); PC2; 220-240 V; incl. DALI-2 converter; through wiring connection box, 3-pole or 5-pole, available as an accessory; accessories are listed separately; light source replaceable by an authorized professional; control gear replaceable by an authorized professional;

## Light distribution



## Product drawing



## General

Ceiling | Recessed

tilt max 30°

traffic white | RAL 9016

Mounting set white aluminium

front IP40 | back IP20

2610 lm

fixture 115 lm/W <sup>1</sup>

## LED

4000 K

CRI  $\geq 90$

L80 / 50000 h

initial MacAdam  $\leq 2$  SDCM

R<sub>g</sub>: 98 | R<sub>r</sub>: 90 | R<sub>{t-15}</sub>: 88

MR 0.8 | MDER 0.72

## Optical

wide flood | beam angle 56°

PstLM  $\leq 1.0$  <sup>2</sup> | SVM  $\leq 0.4$  <sup>2</sup>

## Electrical

DALI-2 | 1 DALI Addr.

PC2 | 220-240 V

system 26.7 W | fixture 22.7 W

36 Vf | 650 mA

## Physical

trim

length 118 mm | width 118 mm | height 95 mm

0.66 kg

## Cutout

length 112 mm | width 112 mm

min. ceiling thickness 2 mm | max. ceiling thickness 25 mm

recessed depth 100 mm

<sup>1</sup> incl. consideration of optical losses & internal control unit losses

<sup>2</sup> Value of containing product at full load (undimmed)

## Installation instructions



## Lighting calculator

