

SASSO 100 square adjustable

trim 2 lamps

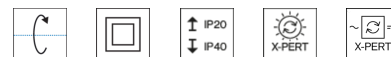
048-2730114M 048-279931G 002-90767



Project / Type

Notes

Count / Date



General

Ceiling , Recessed

tilt max 30°

matt silver

Mounting set white aluminium

front IP40 , back IP20

3180 lm

fixture 104 lm/W¹

LED

4000 K

CRI ≥ 90

L80 / 50000 h

initial MacAdam ≤ 2 SDCM

R_g: 98 , R_r: 90 , R_{t1-15}: 88

MR 0.8

MDER 0.72

Optical

medium

beam angle 31°x33°

UGR ≤ 16 , ≥65° <3000 cd/m²

PstLM ≤ 1.0²

SVM ≤ 0.4²

Electrical

DALI-2

220-240 V

system 35 W

fixture 15.2 W

36 Vf

450 mA

fixture 30 W

PC2

1 DALI Addr.

Physical

trim

length 218 mm

width 118 mm

height 95 mm

0.58 kg

Cutout

length 210 mm

width 112 mm

min. ceiling thickness 2 mm

max. ceiling thickness 25 mm

recessed depth 100 mm

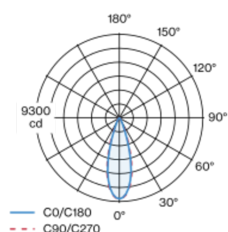
¹ incl. consideration of optical losses & internal control unit losses

² Value of containing product at full load (undimmed)

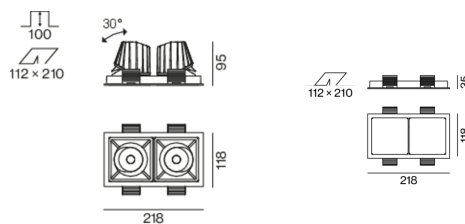


Recessed square spotlight in die-cast aluminium; 2 lamps; surface matt silver; 30° tiltable; installation without tools in mounting set due to patented ball catch system; rectangular installation housing; with trim white aluminium; suitable for ceiling thickness of 2-25 mm; passive cooling of the LEDs through improved heat sink geometry; with COB (Chip on Board) technology for maximum efficiency; no appearance of multiple shadows; light colour 4000 K; binning initial MacAdam ≤ 2 SDCM; CRI ≥ 90; min. 80% of luminous flux after 50000 operating hours; energy efficient LEDs with high CRI; incl. high quality lens system; precise radiation characteristic with 31°x33° beam; UGR ≤ 16; VDU compatible workplace luminaire according to DIN EN 12464-1; luminance above 65° ≤ 3000 cd/m²; degree of protection from below IP40 (from above IP20); PC2; 220-240 V; incl. DALI-2 converter; through wiring connection box, 3-pole or 5-pole, available as an accessory; accessories are listed separately; light source replaceable by an authorized professional; control gear replaceable by an authorized professional;

Light distribution



Product drawing



SASSO 100 square adjustable

trim 2 lamps

048-2730114M 048-279931G 002-90767



Project / Type

Notes

Count / Date

Installation instructions



Lighting calculator



SASSO 100 square adjustable

trim 2 lamps

048-2730114M 048-279931G 002-90767



Project / Type

Notes

Count / Date

Maintenance Factors

Operating Time [h]	10 000	20 000	30 000	40 000	50 000
LLMF	0.964	0.923	0.884	0.847	0.811
LSF	1	1	1	1	1
MF	LMF × RSMF × LLMF × LSF		RSMF ^a	Room Surface Maintenance Factor	
MF	Maintenance Factor		LLMF	Lamp Lumens Maintenance Factor	
LMF ^a	Luminaire Maintenance Factor		LSF	Lamp Survival Factor	

^a According to "CIE 97, Maintenance of indoor electric lighting systems", 2005, ISBN 3-900-734-34-8. The values must be determined by the planner.

Circuit Breaker Types

Automatic Circuit Breaker Type	Number of Fixtures
B10	18
B16	30
C10	23
C16	36

Components

MOUNTING SET with trim 2 lamps

TYPE	COLOUR	L-W-H (MM)	ARTICLE NUMBER(S)
for intermediate ceilings	white aluminium	218-118-35	048-279931G



POWER SUPPLY

L-W-H (MM)	ARTICLE NUMBER(S)
143-43-30	002-90767

Optional electrical accessories

DIN RAIL POWER SUPPLY

TYPE	L-W-H (MM)	ARTICLE NUMBER(S)
160 W	72-90-63	005-6520210



DIN RAIL LED DRIVER

TYPE	L-W-H (MM)	ARTICLE NUMBER(S)
DALI-2 200-1050 mA 2 x 42W	36-88-59	005-6121030



Optional electrical accessories

POWER SUPPLY PREWIRED

TYPE	ARTICLE NUMBER(S)
with junktion box DALI-2	002-90767A
with junktion box DALI-2	002-90789A
with junktion box DALI-2	002-90776A
with junktion box non DIM	002-90766A
with junktion box non DIM	002-90780A
with junktion box non DIM	002-90774A



SASSO 100 square adjustable

trim 2 lamps
048-2730114M 048-279931G 002-90767



Project / Type

Notes

Count / Date

Electrical accessories

THROUGH WIRING CONNECTION BOX

TYPE	L-W-H (MM)	ARTICLE NUMBER(S)
non DIM cable ø 4 – 12 mm, Linect®-Ready	105-58-30	005-2531110
DALI cable ø 4 – 12 mm, Linect®-Ready	105-58-30	005-2551110

