

# SASSO 100 round wallwasher trim soft acoustic ceiling


048-2740011A 048-2796397 002-90767



Project / Type \_\_\_\_\_

Notes \_\_\_\_\_

Count / Date \_\_\_\_\_



**General**

Ceiling , Recessed \_\_\_\_\_

rotation 360° \_\_\_\_\_

black , RAL 9005 <sup>1</sup> \_\_\_\_\_

Mounting set signal white for acoustic ceilings \_\_\_\_\_

IP20 \_\_\_\_\_

1570 lm \_\_\_\_\_

fixture 99 lm/W<sup>2</sup> \_\_\_\_\_

**LED**

3000 K \_\_\_\_\_

CRI ≥ 90 \_\_\_\_\_

L85 / 50000 h \_\_\_\_\_

initial MacAdam ≤ 3 SDCM \_\_\_\_\_

R<sub>g</sub>: 99 , R<sub>r</sub>: 91 , R<sub>t(1-15)</sub>: 89 \_\_\_\_\_

MR 0.61 \_\_\_\_\_

MDER 0.55 \_\_\_\_\_

**Optical**

wallwasher \_\_\_\_\_

PstLM ≤ 1.0 <sup>3</sup> \_\_\_\_\_

SVM ≤ 0.4 <sup>3</sup> \_\_\_\_\_

**Electrical**

DALI-2 \_\_\_\_\_

220-240 V \_\_\_\_\_

system 18.6 W \_\_\_\_\_

fixture 15.8 W \_\_\_\_\_

36 Vf \_\_\_\_\_

450 mA \_\_\_\_\_

PC2 \_\_\_\_\_

**Physical**

with trim for acoustic ceiling \_\_\_\_\_

diameter 114 mm \_\_\_\_\_

height 96 mm \_\_\_\_\_

0.76 kg \_\_\_\_\_

**Cutout**

diameter 100 mm \_\_\_\_\_

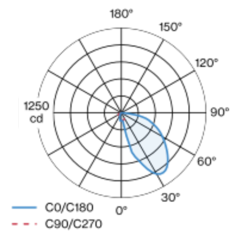
min. ceiling thickness 25 mm \_\_\_\_\_

max. ceiling thickness 40 mm \_\_\_\_\_

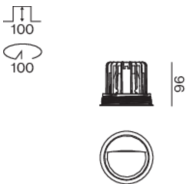
recessed depth 120 mm \_\_\_\_\_

Round recessed spotlight in die-cast aluminium; 1 lamp; surface black; 360° rotatable; installation without tools in mounting set due to patented ball catch system; round installation housing; with trim signal white for acoustic ceilings; for installation in soft acoustic ceilings; suitable for ceiling thickness of 25-40 mm; passive cooling of the LEDs through improved heat sink geometry; with COB (Chip on Board) technology for maximum efficiency; no appearance of multiple shadows; light colour 3000 K; binning initial MacAdam ≤ 3 SDCM; CRI ≥ 90; min. 85% of luminous flux after 50000 operating hours; energy efficient LEDs with high CRI; with specially computed, asymmetrical reflector for homogeneous lighting intensity; high quality reflector with micro-faceted, aluminum-vaporised surface; PC2; 220-240 V; incl. DALI-2 converter; through wiring connection box, 3-pole or 5-pole, available as an accessory; accessories are listed separately; light source replaceable by an authorized professional; control gear replaceable by an authorized professional;

## Light distribution



## Product drawing



<sup>1</sup> RAL code

<sup>2</sup> incl. consideration of optical losses & internal control unit losses

<sup>3</sup> Value of containing product at full load (undimmed)

## Installation instructions



## Lighting calculator

