

SASSO 100 square wallwasher

trim


048-2750019A 048-279731G 002-90789



Project / Type

Notes

Count / Date



General

Ceiling , Recessed

gold , RAL 260-M¹

Mounting set white aluminium

IP20

2290 lm

fixture 97 lm/W²

LED

3000 K

CRI \geq 90

L85 / 50000 h

initial MacAdam \leq 3 SDCM

R_g: 99 , R_f: 91 , R₍₁₋₁₅₎: 89

MR 0.61

MDER 0.55

Optical

wallwasher

PstLM \leq 1.0³

SVM \leq 0.4³

Electrical

DALI-2

220-240 V

system 27.8 W

fixture 23.7 W

36 Vf

650 mA

PC2

Physical

trim

length 118 mm

width 118 mm

height 96 mm

0.86 kg

Cutout

length 112 mm

width 112 mm

min. ceiling thickness 2 mm

max. ceiling thickness 25 mm

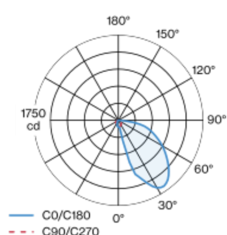
recessed depth 120 mm

¹ RAL code

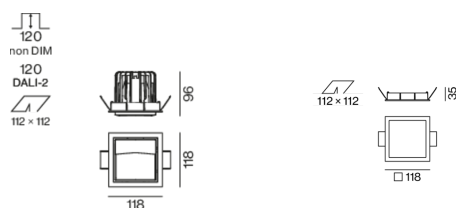
² incl. consideration of optical losses & internal control unit losses

³ Value of containing product at full load (undimmed)

Light distribution



Product drawing



Installation instructions



Lighting calculator



[‘048-2750019A 048-279731G 002-90789’] The technical data represent rated values for an ambient temperature of 25°C. The data values for the luminous flux are initially subject to a tolerance of +/- 10%, those for the electrical connected load are initially subject to a tolerance of +/- 10%, and those for the colour temperature are initially subject to a tolerance of +/- 150 K. No liability is assumed for typographical or printing errors. The general terms and conditions of XAL GmbH apply.

© XAL GmbH · Auer-Welsbach-Gasse 36 · 8055 Graz · Austria · www.xal.com

01.05.2025

SASSO 100 square wallwasher

trim

048-2750019A 048-279731G 002-90789



Project / Type

Notes

Count / Date

Maintenance Factors

Operating Time [h]	10 000	20 000	30 000	40 000	50 000
LLMF	0.981	0.959	0.937	0.916	0.895
LSF	1	1	1	1	1
MF	LMF × RSMF × LLMF × LSF		RSMF ^a	Room Surface Maintenance Factor	
MF	Maintenance Factor		LLMF	Lamp Lumens Maintenance Factor	
LMF ^a	Luminaire Maintenance Factor		LSF	Lamp Survival Factor	

^a According to "CIE 97, Maintenance of indoor electric lighting systems", 2005, ISBN 3-900-734-34-8. The values must be determined by the planner.

Circuit Breaker Types

Automatic Circuit Breaker Type	Number of Fixtures
B10	18
B16	30
C10	23
C16	36

Components

MOUNTING SET with trim

TYPE	COLOUR	L-W-H (MM)	ARTICLE NUMBER(S)
for intermediate ceilings	white aluminium	118-118-35	048-279731G



POWER SUPPLY

L-W-H (MM)	ARTICLE NUMBER(S)
143-43-30	002-90789



Mounting accessories

PRIMED CONCRETE MOUNTING HOUSING

COLOUR	L-W-H (MM)	ARTICLE NUMBER(S)
white aluminium	614-307-120	048-2695110



Optional electrical accessories

DIN RAIL POWER SUPPLY

TYPE	L-W-H (MM)	ARTICLE NUMBER(S)
160 W	72-90-63	005-6520210



DIN RAIL LED DRIVER

TYPE	L-W-H (MM)	ARTICLE NUMBER(S)
DALI-2 200-1050 mA 2 x 42W	36-88-59	005-6121030



SASSO 100 square wallwasher

trim

048-2750019A 048-279731G 002-90789



Project / Type

Notes

Count / Date

Optional electrical accessories

POWER SUPPLY PREWIRED

TYPE	ARTICLE NUMBER(S)
with junktion box DALI-2	002-90767A
with junktion box DALI-2	002-90789A
with junktion box DALI-2	002-90776A
with junktion box non DIM	002-90766A
with junktion box non DIM	002-90780A
with junktion box non DIM	002-90774A

Electrical accessories

THROUGH WIRING CONNECTION BOX

TYPE	L·W·H (MM)	ARTICLE NUMBER(S)
non DIM cable ø 4 – 12 mm, Linect®-Ready	105-58-30	005-2531110
DALI cable ø 4 – 12 mm, Linect®-Ready	105-58-30	005-2551110

