

# SASSO 100 round wallwasher trim soft acoustic ceiling


048-2740911A 048-2796397 002-90789



Project / Type \_\_\_\_\_

Notes \_\_\_\_\_

Count / Date \_\_\_\_\_



## General

Ceiling | Recessed  
rotation 360°  
black | RAL 9005 <sup>1</sup>  
Mounting set traffic white  
IP20  
2070 lm  
fixture 88 lm/W <sup>2</sup>

## LED

2700 K  
CRI ≥ 90  
L85 / 50000 h  
initial MacAdam ≤ 3 SDCM  
R<sub>g</sub>: 101 | R<sub>r</sub>: 90 | R<sub>f(1-5)</sub>: 88  
MR 0.51 | MDER 0.46

## Optical

wallwasher  
PstLM ≤ 1.0 <sup>3</sup> | SVM ≤ 0.4 <sup>3</sup>

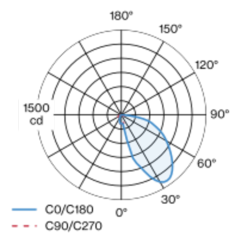
## Electrical

DALI-2  
PC2 | 220-240 V  
system 27.8 W | fixture 23.7 W  
36 Vf | 650 mA

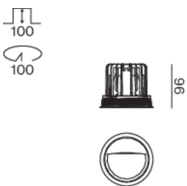
## Physical

with trim for acoustic ceiling  
diameter 114 mm | height 96 mm  
0.85 kg

## Light distribution



## Product drawing



## Cutout

diameter 100 mm  
min. ceiling thickness 25 mm | max. ceiling  
thickness 40 mm  
recessed depth 120 mm

<sup>1</sup> RAL code  
<sup>2</sup> incl. consideration of optical losses & internal control unit losses  
<sup>3</sup> Value of containing product at full load (undimmed)

## Installation instructions



## Lighting calculator



# SASSO 100 round wallwasher trim soft acoustic ceiling

048-2740911A 048-2796397 002-90789



Project / Type

Notes

Count / Date

## Maintenance Factors

Operating Time [h]	10 000	20 000	30 000	40 000	50 000
LLMF	0.98	0.955	0.93	0.906	0.883
LSF	1	1	1	1	1
MF	LMF × RSMF × LLMF × LSF		RSMF <sup>a</sup>	Room Surface Maintenance Factor	
MF	Maintenance Factor		LLMF	Lamp Lumens Maintenance Factor	
LMF <sup>a</sup>	Luminaire Maintenance Factor		LSF	Lamp Survival Factor	

<sup>a</sup> According to "CIE 97, Maintenance of indoor electric lighting systems", 2005, ISBN 3-900-734-34-8. The values must be determined by the planner.

## Circuit Breaker Types

Automatic Circuit Breaker Type	Number of Fixtures
B10	18
B16	30
C10	23
C16	36

## Components

### MOUNTING SET trim for soft acoustic ceilings

COLOUR	Ø (MM)	ARTICLE NUMBER(S)
traffic white	114	048-2796397

### POWER SUPPLY

L-W-H (MM)	ARTICLE NUMBER(S)
143-43-30	002-90789



## Mounting accessories

### MOUNTING TOOL

COLOUR	L-W-H (MM)	ARTICLE NUMBER(S)
traffic black	104-104-35	048-2795910



## Optional electrical accessories

### DIN RAIL POWER SUPPLY

L-W-H (MM)	ARTICLE NUMBER(S)
72-90-63	005-6520210



### DIN RAIL LED DRIVER

TYPE	L-W-H (MM)	ARTICLE NUMBER(S)
200 - 1050 mA   2 x 42W	36-88-59	005-6121030



# SASSO 100 round wallwasher trim soft acoustic ceiling

048-2740911A 048-2796397 002-90789



Project / Type

Notes

Count / Date

## Optional electrical accessories

### POWER SUPPLY PREWIRED

TYPE	ARTICLE NUMBER(S)
with junktion box	002-90767A
with junktion box	002-90789A
with junktion box	002-90776A
with junktion box	002-90766A
with junktion box	002-90780A
with junktion box	002-90774A

## Electrical accessories

### THROUGH WIRING CONNECTION BOX

TYPE	L·W·H (MM)	ARTICLE NUMBER(S)
non DIM cable ø 4 – 12 mm, Linect®-Ready	105-58-30	005-2531110
DALI cable ø 4 – 12 mm, Linect®-Ready	105-58-30	005-2551110

