

# SASSO 100 round downlight

trim 2 lamps  
048-2700111F 048-279831G 002-90780



Project / Type

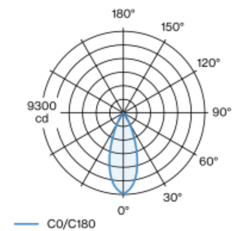
Notes

Count / Date

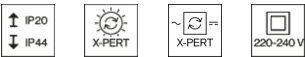
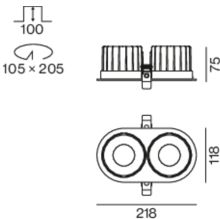


Round recessed spotlight in die-cast aluminium; 2 lamps; surface jet black; installation without tools in mounting set due to patented ball catch system; oval installation housing; with trim white aluminium; suitable for ceiling thickness of 2-25 mm; passive cooling of the LEDs through improved heat sink geometry; with COB (Chip on Board) technology for maximum efficiency; no appearance of multiple shadows; light colour 4000 K; binning initial MacAdam  $\leq 2$  SDCM; CRI  $\geq 90$ ; min. 80% of luminous flux after 50000 operating hours; energy efficient LEDs with high CRI; incl. high quality lens system; precise radiation characteristic with 38° beam; UGR  $\leq 19$ ; VDU compatible workplace luminaire according to DIN EN 12464-1; luminance above 65°  $\leq 3000$  cd/m<sup>2</sup>; degree of protection from below IP44 (from above IP20); PC2; 220-240 V; incl. converter, non dimmable; through wiring connection box, 3-pole or 5-pole, available as an accessory; accessories are listed separately; light source replaceable by an authorized professional; control gear replaceable by an authorized professional;

## Light distribution



## Product drawing



## General

Ceiling   Recessed
jet black   RAL 9005 <sup>1</sup>
Mounting set white aluminium
front IP44   back IP20
4400 lm
fixture 97 lm/W <sup>2</sup>

## LED

4000 K
CRI $\geq 90$
L80 / 50000 h
initial MacAdam $\leq 2$ SDCM
R <sub>g</sub> : 98   R <sub>f</sub> : 90   R <sub>t-15</sub> : 88
MR 0.8   MDER 0.72

## Optical

flood   beam angle 38°
UGR $\leq 19$   $\geq 65^\circ$ <3000 cd/m <sup>2</sup>

## Electrical

non DIM
PC2   220-240 V
system 52 W   fixture 22.7 W
total fixtures 45 W
36 Vf   650 mA

## Physical

trim
length 218 mm   width 118 mm   height 75 mm
0.52 kg

## Cutout

diameter 105 mm   length 205 mm   width 105 mm
min. ceiling thickness 2 mm   max. ceiling thickness 25 mm
recessed depth 100 mm

<sup>1</sup> RAL code  
<sup>2</sup> incl. consideration of optical losses & internal control unit losses

## Installation instructions



## Lighting calculator

