

# SASSO 100 round downlight

trim

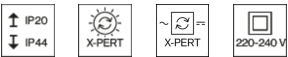

048-2700119F 048-2796318 002-90766



Project / Type

Notes

Count / Date



### General

Ceiling | Recessed

gold dust | RAL 260-M

Mounting set jet black

front IP44 | back IP20

1670 lm

fixture 110 lm/W <sup>1</sup>

### LED

4000 K

CRI ≥ 90

L80 / 50000 h

initial MacAdam ≤ 2 SDCM

R<sub>g</sub>: 98 | R<sub>f</sub>: 90 | R<sub>t-15</sub>: 88

MR 0.8 | MDER 0.72

### Optical

flood | beam angle 38°

UGR ≤ 16 | ≥65° <1500 cd/m<sup>2</sup>

PstLM ≤ 1.0 <sup>2</sup> | SVM ≤ 0.4 <sup>2</sup>

### Electrical

non DIM

PC2 | 220-240 V

system 17.9 W | fixture 15.2 W

36 Vf | 450 mA

### Physical

trim

diameter 118 mm | height 75 mm

1.3 kg

### Cutout

diameter 108 mm

min. ceiling thickness 2 mm | max. ceiling thickness 25 mm

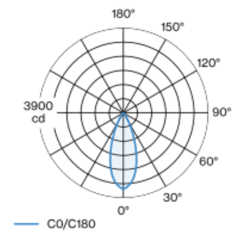
recessed depth 80 mm

<sup>1</sup> incl. consideration of optical losses & internal control unit losses

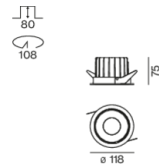
<sup>2</sup> Value of containing product at full load (undimmed)

Round recessed spotlight in die-cast aluminium; 1 lamp; surface gold dust; installation without tools in mounting set due to patented ball catch system; round installation housing; with trim jet black; suitable for ceiling thickness of 2-25 mm; passive cooling of the LEDs through improved heat sink geometry; with COB (Chip on Board) technology for maximum efficiency; no appearance of multiple shadows; light colour 4000 K; binning initial MacAdam ≤ 2 SDCM; CRI ≥ 90; min. 80% of luminous flux after 50000 operating hours; energy efficient LEDs with high CRI; incl. high quality lens system; precise radiation characteristic with 38° beam; UGR ≤ 16; VDU compatible workplace luminaire according to DIN EN 12464-1; luminance above 65° ≤ 1500 cd/m<sup>2</sup>; degree of protection from below IP44 (from above IP20); PC2; 220-240 V; incl. converter, non dimmable; through wiring connection box, 3-pole or 5-pole, available as an accessory; accessories are listed separately; light source replaceable by an authorized professional; control gear replaceable by an authorized professional;

### Light distribution



### Product drawing



### Installation instructions



### Lighting calculator

