

# SASSO 100 round downlight


trim 2 lamps  
048-2700117W 048-2798317 002-90766



Project / Type

Notes

Count / Date



General
Ceiling   Recessed
traffic white   RAL 9016 <sup>1</sup>
Mounting set traffic white
front IP44   back IP20
3760 lm
fixture 124 lm/W <sup>2</sup>

LED
4000 K
CRI ≥ 90
L80 / 50000 h
initial MacAdam ≤ 2 SDCM
R <sub>g</sub> : 98   R <sub>f</sub> : 90   R <sub>t-15</sub> : 88
MR 0.8   MDER 0.72

Optical
wide flood   beam angle 54°
UGR ≤ 19
PstLM ≤ 1.0 <sup>3</sup>   SVM ≤ 0.4 <sup>3</sup>

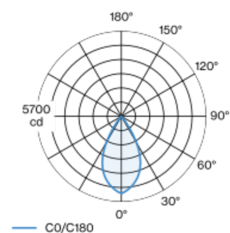
Electrical
non DIM
PC2   220-240 V
system 35 W   fixture 15.2 W
total fixtures 30 W
36 Vf   450 mA

Physical
trim
length 218 mm   width 118 mm   height 75 mm
1.41 kg

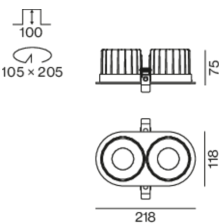
Cutout
diameter 105 mm   length 205 mm   width 105 mm
min. ceiling thickness 2 mm   max. ceiling thickness 25 mm
recessed depth 100 mm

Round recessed spotlight in die-cast aluminium; 2 lamps; surface traffic white; installation without tools in mounting set due to patented ball catch system; oval installation housing; with trim traffic white; suitable for ceiling thickness of 2-25 mm; passive cooling of the LEDs through improved heat sink geometry; with COB (Chip on Board) technology for maximum efficiency; no appearance of multiple shadows; light colour 4000 K; binning initial MacAdam ≤ 2 SDCM; CRI ≥ 90; min. 80% of luminous flux after 50000 operating hours; energy efficient LEDs with high CRI; incl. high quality lens system; precise radiation characteristic with 54° beam; UGR ≤ 19; degree of protection from below IP44 (from above IP20); PC2; 220-240 V; incl. converter, non dimmable; through wiring connection box, 3-pole or 5-pole, available as an accessory; accessories are listed separately; light source replaceable by an authorized professional; control gear replaceable by an authorized professional;

## Light distribution



## Product drawing



<sup>1</sup> RAL code  
<sup>2</sup> incl. consideration of optical losses & internal control unit losses  
<sup>3</sup> Value of containing product at full load (undimmed)

## Installation instructions



## Lighting calculator

