

# SASSO 100 round downlight

trim

048-2700919M 048-279631G 002-90780



Project / Type

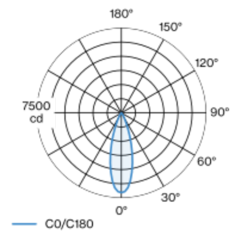
Notes

Count / Date

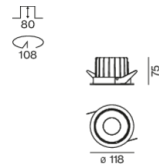


Round recessed spotlight in die-cast aluminium; 1 lamp; surface gold dust; installation without tools in mounting set due to patented ball catch system; round installation housing; with trim white aluminium; suitable for ceiling thickness of 2-25 mm; passive cooling of the LEDs through improved heat sink geometry; with COB (Chip on Board) technology for maximum efficiency; no appearance of multiple shadows; light colour 2700 K; binning initial MacAdam  $\leq 2$  SDCM; CRI  $\geq 90$ ; min. 80% of luminous flux after 50000 operating hours; energy efficient LEDs with high CRI; incl. high quality lens system; precise radiation characteristic with 31° beam; UGR  $\leq 16$ ; VDU compatible workplace luminaire according to DIN EN 12464-1; luminance above 65°  $\leq 3000$  cd/m<sup>2</sup>; degree of protection from below IP44 (from above IP20); PC2; 220-240 V; incl. converter, non dimmable; through wiring connection box, 3-pole or 5-pole, available as an accessory; accessories are listed separately; light source replaceable by an authorized professional; control gear replaceable by an authorized professional;

## Light distribution



## Product drawing



## General

Ceiling | Recessed

gold dust | RAL 260-M

Mounting set white aluminium

front IP44 | back IP20

2340 lm

fixture 103 lm/W <sup>1</sup>

## LED

2700 K

CRI  $\geq 90$

L80 / 50000 h

initial MacAdam  $\leq 2$  SDCM

R<sub>g</sub>: 97 | R<sub>f</sub>: 91 | R<sub>(1-15)</sub>: 87

MR 0.52 | MDER 0.47

## Optical

medium | beam angle 31°

UGR  $\leq 16$  |  $\geq 65^\circ$  <3000 cd/m<sup>2</sup>

## Electrical

non DIM

PC2 | 220-240 V

system 26.7 W | fixture 22.7 W

36 Vf | 650 mA

## Physical

trim

diameter 118 mm | height 75 mm

0.4 kg

## Cutout

diameter 108 mm

min. ceiling thickness 2 mm | max. ceiling thickness 25 mm

recessed depth 80 mm

<sup>1</sup> incl. consideration of optical losses & internal control unit losses

## Installation instructions



## Lighting calculator



# SASSO 100 round downlight

trim

048-2700919M 048-279631G 002-90780



Project / Type

Notes

Count / Date

## Maintenance Factors

Operating Time [h]	10 000	20 000	30 000	40 000	50 000
LLMF	0.964	0.923	0.884	0.847	0.811
LSF	1	1	1	1	1
MF	LMF × RSMF × LLMF × LSF		RSMF <sup>a</sup> Room Surface Maintenance Factor		
MF	Maintenance Factor		LLMF Lamp Lumens Maintenance Factor		
LMF <sup>a</sup>	Luminaire Maintenance Factor		LSF Lamp Survival Factor		

<sup>a</sup> According to "CIE 97, Maintenance of indoor electric lighting systems", 2005, ISBN 3-900-734-34-8. The values must be determined by the planner.

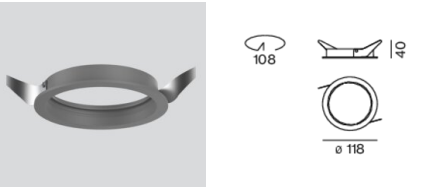
## Circuit Breaker Types

Automatic Circuit Breaker Type	Number of Fixtures
B10	33
B16	53
B20	67
B25	83
C10	40
C16	64
C20	80
C25	100

## Components

### MOUNTING SET with trim 1 lamp

TYPE	COLOUR	Ø (MM)	ARTICLE NUMBER(S)
for intermediate ceilings	white aluminium	118	048-279631G



### POWER SUPPLY

L-W-H (MM)	ARTICLE NUMBER(S)
143-43-30	002-90780



## Mounting accessories

### PRIMED CONCRETE MOUNTING HOUSING

L-W-H (MM)	ARTICLE NUMBER(S)
614-307-120	048-2695110



# SASSO 100 round downlight

trim

048-2700919M 048-279631G 002-90780



Project / Type

Notes

Count / Date

## Optional electrical accessories

### DIN RAIL POWER SUPPLY

L-W-H (MM)	ARTICLE NUMBER(S)
72-90-63	005-6520210



### DIN RAIL LED DRIVER

L-W-H (MM)	ARTICLE NUMBER(S)
36-88-59	005-6121030



## Optional electrical accessories

### POWER SUPPLY PRE-WIRED with junction box

ARTICLE NUMBER(S)
002-90767A
002-90789A
002-90776A
002-90766A
002-90780A
002-90774A



## Electrical accessories

### THROUGH WIRING CONNECTION BOX

TYPE	L-W-H (MM)	ARTICLE NUMBER(S)
non DIM cable ø 4 – 12 mm	105-58-30	005-2531110
DALI cable ø 4 – 12 mm	105-58-30	005-2551110



## Optical accessories

### HONEYCOMB LOUVER

TYPE	COLOUR	Ø (MM)	ARTICLE NUMBER(S)
for BO 55   SASSO 100	jet black	50	007-1965598



# SASSO 100 round downlight

trim

048-2700919M 048-279631G 002-90780



Project / Type

Notes

Count / Date

## Colour rendering



CRI/R<sub>a</sub> ≥ 91 R<sub>e</sub> ≥ 87 (2700 K)



## TM30 colour vector graphic



The black line represents the black body reference. The red line indicates the results of the test light source. The deviation from the test light source to the reference is shown and is marked by arrows. The shorter the arrows, the higher the color rendering.

