

SASSO 100 square downlight

trimless


048-2710019M 048-2797117 002-90780



Project / Type

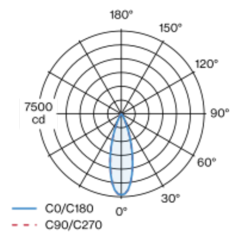
Notes

Count / Date

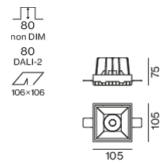


Recessed square spotlight in die-cast aluminium; 1 lamp; surface gold dust; installation without tools in mounting set due to patented ball catch system; square installation housing; for trimless installation in plasterboard ceilings; suitable for ceiling thickness of 12.5/15/25 mm; passive cooling of the LEDs through improved heat sink geometry; with COB (Chip on Board) technology for maximum efficiency; no appearance of multiple shadows; light colour 3000 K; binning initial MacAdam ≤ 2 SDCM; CRI ≥ 90 ; min. 80% of luminous flux after 50000 operating hours; energy efficient LEDs with high CRI; incl. high quality lens system; precise radiation characteristic with 31° beam; UGR ≤ 13 ; VDU compatible workplace luminaire according to DIN EN 12464-1; luminance above 65° ≤ 3000 cd/m²; degree of protection from below IP44 (from above IP20); PC2; 220-240 V; incl. converter, non dimmable; through wiring connection box, 3-pole or 5-pole, available as an accessory; accessories are listed separately; light source replaceable by an authorized professional; control gear replaceable by an authorized professional;

Light distribution



Product drawing



General

Ceiling | Recessed

gold dust | RAL 260-M

Mounting set traffic white

front IP44 | back IP20

2440 lm

fixture 108 lm/W ¹

LED

3000 K

CRI ≥ 90

L80 / 50000 h

initial MacAdam ≤ 2 SDCM

R_g: 99 | R_f: 90 | R_{t(1-15)}: 87

MR 0.6 | MDER 0.54

Optical

medium | beam angle 31°

UGR ≤ 13 | $\geq 65^\circ$ <3000 cd/m²

Electrical

non DIM

PC2 | 220-240 V

system 26.7 W | fixture 22.7 W

36 Vf | 650 mA

Physical

trimless

length 105 mm | width 105 mm | height 75 mm

0.47 kg

Cutout

length 106 mm | width 106 mm

min. ceiling thickness 12.5 mm | max. ceiling thickness 25 mm

recessed depth 80 mm

¹ incl. consideration of optical losses & internal control unit losses

Installation instructions



Lighting calculator



SASSO 100 square downlight

trimless

048-2710019M 048-2797117 002-90780



Project / Type _____

Notes _____

Count / Date _____

Maintenance Factors

Operating Time [h]	10 000	20 000	30 000	40 000	50 000
LLMF	0.964	0.923	0.884	0.847	0.811
LSF	1	1	1	1	1
MF	LMF × RSMF × LLMF × LSF		RSMF ^a	Room Surface Maintenance Factor	
MF	Maintenance Factor		LLMF	Lamp Lumens Maintenance Factor	
LMF ^a	Luminaire Maintenance Factor		LSF	Lamp Survival Factor	

^a According to "CIE 97, Maintenance of indoor electric lighting systems", 2005, ISBN 3-900-734-34-8. The values must be determined by the planner.

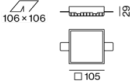
Circuit Breaker Types

Automatic Circuit Breaker Type	Number of Fixtures
B10	33
B16	53
B20	67
B25	83
C10	40
C16	64
C20	80
C25	100

Components

MOUNTING SET trimless

TYPE	COLOUR	L-W-H (MM)	ARTICLE NUMBER(S)
for plasterboard ceilings 12.5/15/25 mm	traffic white	105-105-29	048-2797117



POWER SUPPLY

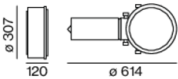
L-W-H (MM)	ARTICLE NUMBER(S)
143-43-30	002-90780



Mounting accessories

PRIMED CONCRETE MOUNTING HOUSING

L-W-H (MM)	ARTICLE NUMBER(S)
614-307-120	048-2695110



SASSO 100 square downlight

trimless

048-2710019M 048-2797117 002-90780



Project / Type

Notes

Count / Date

Optional electrical accessories

DIN RAIL POWER SUPPLY

L-W-H (MM)	ARTICLE NUMBER(S)
72-90-63	005-6520210



DIN RAIL LED DRIVER

L-W-H (MM)	ARTICLE NUMBER(S)
36-88-59	005-6121030



Optional electrical accessories

POWER SUPPLY PRE-WIRED

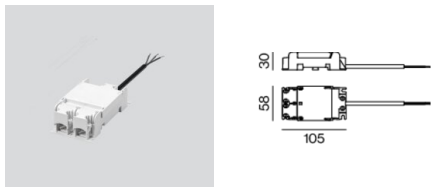
TYPE	ARTICLE NUMBER(S)
with junktion box	002-90767A
with junktion box	002-90789A
with junktion box	002-90776A
with junktion box	002-90766A
with junktion box	002-90780A
with junktion box	002-90774A



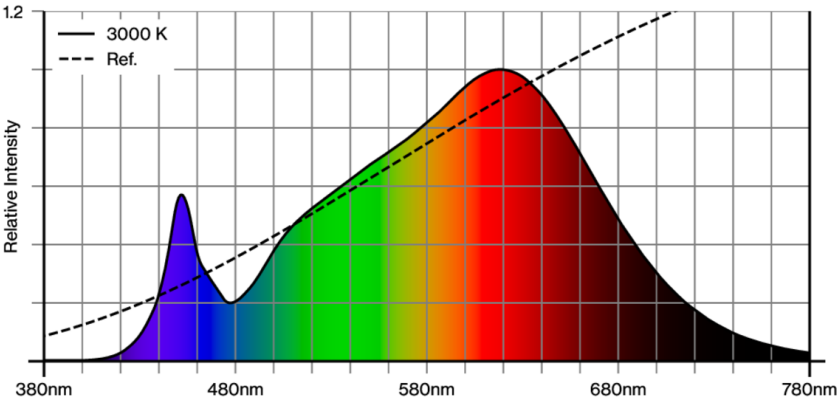
Electrical accessories

THROUGH WIRING CONNECTION BOX

TYPE	L-W-H (MM)	ARTICLE NUMBER(S)
non DIM cable ø 4 – 12 mm	105-58-30	005-2531110
DALI cable ø 4 – 12 mm	105-58-30	005-2551110



Colour rendering



[‘048-2710019M 048-2797117 002-90780’] The technical data represent rated values for an ambient temperature of 25°C. The data values for the luminous flux are initially subject to a tolerance of +/- 10%, those for the electrical connected load are initially subject to a tolerance of +/- 10%, and those for the colour temperature are initially subject to a tolerance of +/- 150 K. No liability is assumed for typographical or printing errors. The general terms and conditions of XAL GmbH apply.
© XAL GmbH · Auer-Welsbach-Gasse 36 · 8055 Graz · Austria · www.xal.com

SASSO 100 square downlight

trimless

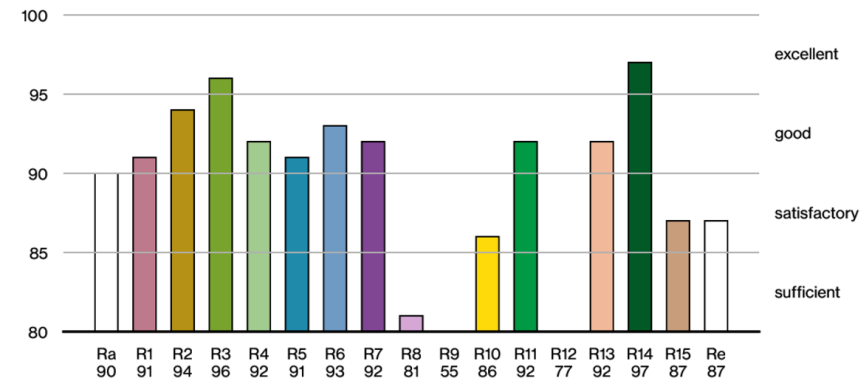
048-2710019M 048-2797117 002-90780



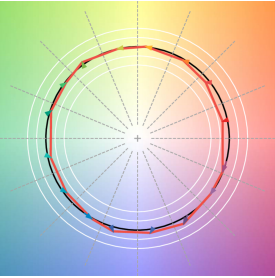
Project / Type

Notes

Count / Date



TM30 colour vector graphic



The black line represents the black body reference. The red line indicates the results of the test light source. The deviation from the test light source to the reference is shown and is marked by arrows. The shorter the arrows, the higher the color rendering.