

SASSO 100 square downlight

trim

048-2710211F 048-279731G 002-90780



Project / Type

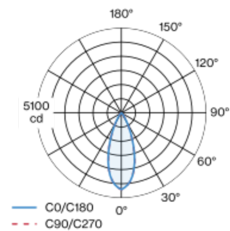
Notes

Count / Date



Recessed square spotlight in die-cast aluminium; 1 lamp; surface jet black; installation without tools in mounting set due to patented ball catch system; square installation housing; with trim white aluminium; suitable for ceiling thickness of 2-25 mm; passive cooling of the LEDs through improved heat sink geometry; with COB (Chip on Board) technology for maximum efficiency; no appearance of multiple shadows; light colour 3500 K; binning initial MacAdam ≤ 2 SDCM; CRI ≥ 90 ; min. 80% of luminous flux after 50000 operating hours; energy efficient LEDs with high CRI; incl. high quality lens system; precise radiation characteristic with 38° beam; UGR ≤ 16 ; VDU compatible workplace luminaire according to DIN EN 12464-1; luminance above 65° ≤ 1500 cd/m²; degree of protection from below IP44 (from above IP20); PC2; 220-240 V; incl. converter, non dimmable; through wiring connection box, 3-pole or 5-pole, available as an accessory; accessories are listed separately; light source replaceable by an authorized professional; control gear replaceable by an authorized professional;

Light distribution



Product drawing



General

Ceiling | Recessed

jet black | RAL 9005

Mounting set white aluminium

front IP44 | back IP20

2190 lm

fixture 97 lm/W ¹

LED

3500 K

CRI ≥ 90

L80 / 50000 h

initial MacAdam ≤ 2 SDCM

R_g: 99 | R_f: 90 | R_{t-15}: 89

MR 0.7 | MDER 0.64

Optical

flood | beam angle 38°

UGR ≤ 16 | $\geq 65^\circ$ <1500 cd/m²

Electrical

non DIM

PC2 | 220-240 V

system 26.7 W | fixture 22.7 W

36 Vf | 650 mA

Physical

trim

length 118 mm | width 118 mm | height 75 mm

0.5 kg

Cutout

length 112 mm | width 112 mm

min. ceiling thickness 2 mm | max. ceiling thickness 25 mm

recessed depth 80 mm

¹ incl. consideration of optical losses & internal control unit losses

Installation instructions



Lighting calculator



SASSO 100 square downlight

trim

048-2710211F 048-279731G 002-90780



Project / Type

Notes

Count / Date

Maintenance Factors

Operating Time [h]	10 000	20 000	30 000	40 000	50 000
LLMF	0.964	0.923	0.884	0.847	0.811
LSF	1	1	1	1	1
MF	LMF × RSMF × LLMF × LSF		RSMF ^a Room Surface Maintenance Factor		
MF	Maintenance Factor		LLMF Lamp Lumens Maintenance Factor		
LMF ^a	Luminaire Maintenance Factor		LSF Lamp Survival Factor		

^a According to "CIE 97, Maintenance of indoor electric lighting systems", 2005, ISBN 3-900-734-34-8. The values must be determined by the planner.

Circuit Breaker Types

Automatic Circuit Breaker Type	Number of Fixtures
B10	33
B16	53
B20	67
B25	83
C10	40
C16	64
C20	80
C25	100

Components

MOUNTING SET with trim

TYPE for intermediate ceilings	COLOUR white aluminium	L-W-H (MM) 118-118-35	ARTICLE NUMBER(S) 048-279731G
-----------------------------------	---------------------------	--------------------------	----------------------------------



POWER SUPPLY

L-W-H (MM) 143-43-30	ARTICLE NUMBER(S) 002-90780
-------------------------	--------------------------------



Mounting accessories

PRIMED CONCRETE MOUNTING HOUSING

L-W-H (MM) 614-307-120	ARTICLE NUMBER(S) 048-2695110
---------------------------	----------------------------------



SASSO 100 square downlight

trim

048-2710211F 048-279731G 002-90780



Project / Type

Notes

Count / Date

Optional electrical accessories

DIN RAIL POWER SUPPLY

L-W-H (MM)
72-90-63

ARTICLE NUMBER(S)
005-6520210



DIN RAIL LED DRIVER

L-W-H (MM)
36-88-59

ARTICLE NUMBER(S)
005-6121030



Optional electrical accessories

POWER SUPPLY PRE-WIRED with junction box

ARTICLE NUMBER(S)
002-90767A
002-90789A
002-90776A
002-90766A
002-90780A
002-90774A



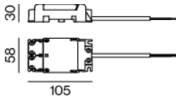
Electrical accessories

THROUGH WIRING CONNECTION BOX

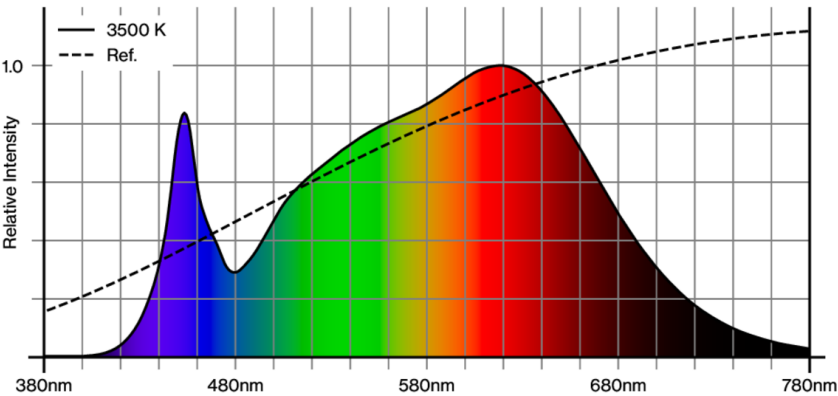
TYPE
non DIM cable ø 4 – 12 mm
DALI cable ø 4 – 12 mm

L-W-H (MM)
105-58-30
105-58-30

ARTICLE NUMBER(S)
005-2531110
005-2551110



Colour rendering



[‘048-2710211F 048-279731G 002-90780’] The technical data represent rated values for an ambient temperature of 25°C. The data values for the luminous flux are initially subject to a tolerance of +/- 10%, those for the electrical connected load are initially subject to a tolerance of +/- 10%, and those for the colour temperature are initially subject to a tolerance of +/- 150 K. No liability is assumed for typographical or printing errors. The general terms and conditions of XAL GmbH apply.
© XAL GmbH · Auer-Welsbach-Gasse 36 · 8055 Graz · Austria · www.xal.com

SASSO 100 square downlight

trim

048-2710211F 048-279731G 002-90780



Project / Type

Notes

Count / Date

CRI/R_a ≥ 92 R_e ≥ 89 (3500 K)



TM30 colour vector graphic



The black line represents the black body reference. The red line indicates the results of the test light source. The deviation from the test light source to the reference is shown and is marked by arrows. The shorter the arrows, the higher the color rendering.

