

# SASSO 100 round adjustable

trim 2 lamps


048-2720211M 048-279831G 002-90780



Project / Type

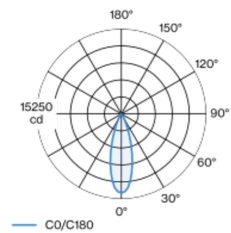
Notes

Count / Date

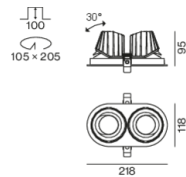


Round recessed spotlight in die-cast aluminium; 2 lamps; surface jet black; 360° rotatable and 30° tiltable; installation without tools in mounting set due to patented ball catch system; oval installation housing; with trim white aluminium; suitable for ceiling thickness of 2-25 mm; passive cooling of the LEDs through improved heat sink geometry; with COB (Chip on Board) technology for maximum efficiency; no appearance of multiple shadows; light colour 3500 K; binning initial MacAdam  $\leq 2$  SDCM; CRI  $\geq 90$ ; min. 80% of luminous flux after 50000 operating hours; energy efficient LEDs with high CRI; incl. high quality lens system; precise radiation characteristic with 31° beam; UGR  $\leq 16$ ; VDU compatible workplace luminaire according to DIN EN 12464-1; luminance above 65°  $\leq 3000$  cd/m<sup>2</sup>; degree of protection from below IP40 (from above IP20); PC2; 220-240 V; incl. converter, non dimmable; through wiring connection box, 3-pole or 5-pole, available as an accessory; accessories are listed separately; light source replaceable by an authorized professional; control gear replaceable by an authorized professional;

## Light distribution



## Product drawing



## General

Ceiling | Recessed  
tilt max 30°  
rotation 360°  
jet black | RAL 9005  
Mounting set white aluminium  
front IP40 | back IP20  
4700 lm  
fixture 103 lm/W <sup>1</sup>

## LED

3500 K  
CRI  $\geq 90$   
L80 / 50000 h  
initial MacAdam  $\leq 2$  SDCM  
R<sub>g</sub>: 99 | R<sub>r</sub>: 90 | R<sub>t1-15</sub>: 89  
MR 0.7 | MDER 0.64

## Optical

medium | beam angle 31°  
UGR  $\leq 16$  |  $\geq 65^\circ$  <3000 cd/m<sup>2</sup>

## Electrical

non DIM  
PC2 | 220-240 V  
system 52 W | fixture 22.7 W  
total fixtures 45 W  
36 Vf | 650 mA

## Physical

trim  
length 218 mm | width 118 mm | height 95 mm  
0.52 kg

## Cutout

diameter 105 mm | length 205 mm | width 105 mm  
min. ceiling thickness 2 mm | max. ceiling thickness 25 mm  
recessed depth 100 mm

<sup>1</sup> incl. consideration of optical losses & internal control unit losses

## Installation instructions



## Lighting calculator

