

# SASSO 100 round adjustable

trim 2 lamps


048-2720211S 048-279831G 002-90766



Project / Type

Notes

Count / Date



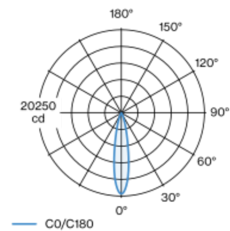
General
Ceiling   Recessed
tilt max 30°
rotation 360°
jet black   RAL 9005 <sup>1</sup>
Mounting set white aluminium
front IP40   back IP20
3380 lm
fixture 111 lm/W <sup>2</sup>

LED
3500 K
CRI ≥ 90
L80 / 50000 h
initial MacAdam ≤ 2 SDCM
R <sub>g</sub> : 99   R <sub>f</sub> : 90   R <sub>t-15</sub> : 89
MR 0.7   MDER 0.64

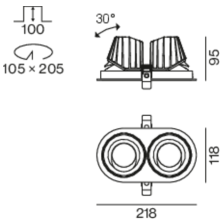
Optical
spot   beam angle 20°
UGR ≤ 10
PstLM ≤ 1.0 <sup>3</sup>   SVM ≤ 0.4 <sup>3</sup>

Round recessed spotlight in die-cast aluminium; 2 lamps; surface jet black; 360° rotatable and 30° tiltable; installation without tools in mounting set due to patented ball catch system; oval installation housing; with trim white aluminium; suitable for ceiling thickness of 2-25 mm; passive cooling of the LEDs through improved heat sink geometry; with COB (Chip on Board) technology for maximum efficiency; no appearance of multiple shadows; light colour 3500 K; binning initial MacAdam ≤ 2 SDCM; CRI ≥ 90; min. 80% of luminous flux after 50000 operating hours; energy efficient LEDs with high CRI; incl. high quality lens system; precise radiation characteristic with 20° beam; UGR ≤ 10; degree of protection from below IP40 (from above IP20); PC2; 220-240 V; incl. converter, non dimmable; through wiring connection box, 3-pole or 5-pole, available as an accessory; accessories are listed separately; light source replaceable by an authorized professional; control gear replaceable by an authorized professional;

### Light distribution



### Product drawing



Electrical
non DIM
PC2   220-240 V
system 35 W   fixture 15.2 W
total fixtures 30 W
36 Vf   450 mA

Physical
trim
length 218 mm   width 118 mm   height 95 mm
1.41 kg

Cutout
diameter 105 mm   length 205 mm   width 105 mm
min. ceiling thickness 2 mm   max. ceiling thickness 25 mm
recessed depth 100 mm

<sup>1</sup> RAL code  
<sup>2</sup> incl. consideration of optical losses & internal control unit losses  
<sup>3</sup> Value of containing product at full load (undimmed)

### Installation instructions



### Lighting calculator

