


SASSO 100 round adjustable

trim 2 lamps

048-2720914M 048-2798317 002-90766



Project / Type
Notes
Count / Date



--	--	--	--	--

General

Ceiling Recessed
tilt max 30°
rotation 360°
matt silver
Mounting set traffic white
front IP40 back IP20
3500 lm
fixture 115 lm/W ¹

LED

2700 K
CRI ≥ 90
L80 / 50000 h
initial MacAdam ≤ 2 SDCM
R _g : 97 R _f : 91 R _{f(1-15)} : 87
MR 0.52 MDER 0.47

Optical

medium beam angle 31°
UGR ≤ 13 ≥65° <1500 cd/m ²
PstLM ≤ 1.0 ² SVM ≤ 0.4 ²

Electrical

non DIM
PC2 220-240 V
system 35 W fixture 15.2 W
total fixtures 30 W
36 Vf 450 mA

Physical

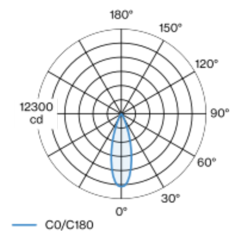
trim
length 218 mm width 118 mm height 95 mm
1.41 kg

Cutout

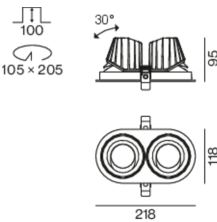
diameter 105 mm length 205 mm width 105 mm
min. ceiling thickness 2 mm max. ceiling thickness 25 mm
recessed depth 100 mm

¹ incl. consideration of optical losses & internal control unit losses
² Value of containing product at full load (undimmed)

Light distribution



Product drawing



Installation instructions



Lighting calculator



SASSO 100 round adjustable

trim 2 lamps

048-2720914M 048-2798317 002-90766



Project / Type

Notes

Count / Date

Maintenance Factors

Operating Time [h]	10 000	20 000	30 000	40 000	50 000
LLMF	0.964	0.923	0.884	0.847	0.811
LSF	1	1	1	1	1
MF	LMF × RSMF × LLMF × LSF		RSMF ^a	Room Surface Maintenance Factor	
MF	Maintenance Factor		LLMF	Lamp Lumens Maintenance Factor	
LMF ^a	Luminaire Maintenance Factor		LSF	Lamp Survival Factor	

^a According to "CIE 97, Maintenance of indoor electric lighting systems", 2005, ISBN 3-900-734-34-8. The values must be determined by the planner.

Circuit Breaker Types

Automatic Circuit Breaker Type	Number of Fixtures
B10	22
B16	36
C10	37
C16	60

Components

MOUNTING SET with trim 2 lamps

TYPE	COLOUR	L-W-H (MM)	ARTICLE NUMBER(S)
for intermediate ceilings	traffic white	218-118-35	048-2798317



POWER SUPPLY

L-W-H (MM)	ARTICLE NUMBER(S)
143-43-30	002-90766

Optional electrical accessories

DIN RAIL POWER SUPPLY

L-W-H (MM)	ARTICLE NUMBER(S)
72-90-63	005-6520210



DIN RAIL LED DRIVER

TYPE	L-W-H (MM)	ARTICLE NUMBER(S)
200 - 1050 mA 2 x 42W	36-88-59	005-6121030



Optional electrical accessories

POWER SUPPLY PREWIRED

TYPE	ARTICLE NUMBER(S)
with junktion box	002-90767A
with junktion box	002-90789A
with junktion box	002-90776A
with junktion box	002-90766A
with junktion box	002-90780A
with junktion box	002-90774A



SASSO 100 round adjustable

trim 2 lamps
048-2720914M 048-2798317 002-90766



Project / Type

Notes

Count / Date

Electrical accessories

THROUGH WIRING CONNECTION BOX

TYPE	L-W-H (MM)	ARTICLE NUMBER(S)
non DIM cable ø 4 – 12 mm, Linect®-Ready	105-58-30	005-2531110
DALI cable ø 4 – 12 mm, Linect®-Ready	105-58-30	005-2551110



Optical accessories

HONEYCOMB LOUVER

COLOUR	Ø (MM)	ARTICLE NUMBER(S)
jet black	50	007-1965598

