

SASSO 100 round adjustable

trim 2 lamps

048-2720919F 048-279831G 002-90780



Project / Type

Notes

Count / Date



General
Ceiling Recessed
tilt max 30°
rotation 360°
gold dust RAL 260-M
Mounting set white aluminium
front IP40 back IP20
4160 lm
fixture 92 lm/W ¹

LED
2700 K
CRI ≥ 90
L80 / 50000 h
initial MacAdam ≤ 2 SDCM
R _g : 97 R _f : 91 R _{f(1-15)} : 87
MR 0.52 MDER 0.47

Optical
flood beam angle 39°
UGR ≤ 19 ≥65° <1500 cd/m²

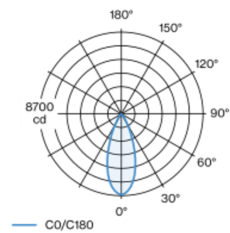
Electrical
non DIM
PC2 220-240 V
system 52 W fixture 22.7 W
total fixtures 45 W
36 Vf 650 mA

Physical
trim
length 218 mm width 118 mm height 95 mm
0.52 kg

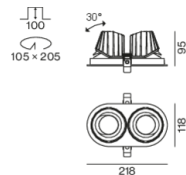
Cutout
diameter 105 mm length 205 mm width 105 mm
min. ceiling thickness 2 mm max. ceiling thickness 25 mm
recessed depth 100 mm

¹ incl. consideration of optical losses & internal control unit losses

Light distribution



Product drawing



SASSO 100 round adjustable

trim 2 lamps

048-2720919F 048-279831G 002-90780



Project / Type

Notes

Count / Date

Maintenance Factors

Operating Time [h]	10 000	20 000	30 000	40 000	50 000
LLMF	0.964	0.923	0.884	0.847	0.811
LSF	1	1	1	1	1
MF	LMF × RSMF × LLMF × LSF		RSMF ^a	Room Surface Maintenance Factor	
MF	Maintenance Factor		LLMF	Lamp Lumens Maintenance Factor	
LMF ^a	Luminaire Maintenance Factor		LSF	Lamp Survival Factor	

^a According to "CIE 97, Maintenance of indoor electric lighting systems", 2005, ISBN 3-900-734-34-8. The values must be determined by the planner.

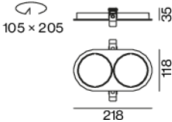
Circuit Breaker Types

Automatic Circuit Breaker Type	Number of Fixtures
B10	33
B16	53
B20	67
B25	83
C10	40
C16	64
C20	80
C25	100

Components

MOUNTING SET with trim 2 lamps

TYPE for intermediate ceilings	COLOUR white aluminium	L-W-H (MM) 218-118-35	ARTICLE NUMBER(S) 048-279831G
-----------------------------------	---------------------------	--------------------------	----------------------------------



POWER SUPPLY

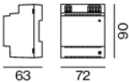

L-W-H (MM) 143-43-30	ARTICLE NUMBER(S) 002-90780
-------------------------	--------------------------------



Optional electrical accessories

DIN RAIL POWER SUPPLY

L-W-H (MM) 72-90-63	ARTICLE NUMBER(S) 005-6520210
------------------------	----------------------------------



DIN RAIL LED DRIVER

L-W-H (MM) 36-88-59	ARTICLE NUMBER(S) 005-6121030
------------------------	----------------------------------



SASSO 100 round adjustable

trim 2 lamps

048-2720919F 048-279831G 002-90780



Project / Type

Notes

Count / Date

Optional electrical accessories

POWER SUPPLY PRE-WIRED with junction box

ARTICLE NUMBER(S)
002-90767A
002-90789A
002-90776A
002-90766A
002-90780A
002-90774A



Electrical accessories

THROUGH WIRING CONNECTION BOX

TYPE	L-W-H (MM)	ARTICLE NUMBER(S)
non DIM cable ø 4 – 12 mm	105-58-30	005-2531110
DALI cable ø 4 – 12 mm	105-58-30	005-2551110



Optical accessories

HONEYCOMB LOUVER

TYPE	COLOUR	Ø (MM)	ARTICLE NUMBER(S)
for BO 55 SASSO 100	jet black	50	007-1965598



Colour rendering





CRI/R_a ≥ 91 R_e ≥ 87 (2700 K)



TM30 colour vector graphic



The black line represents the black body reference. The red line indicates the results of the test light source. The deviation from the test light source to the reference is shown and is marked by arrows. The shorter the arrows, the higher the color rendering.