

SASSO 100 square adjustable

trim 2 lamps

048-2730111M 048-279931G 002-90766



Project / Type

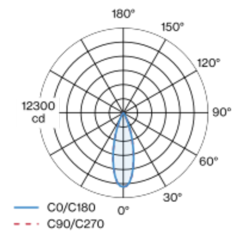
Notes

Count / Date

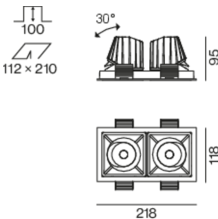


Recessed square spotlight in die-cast aluminium; 2 lamps; surface jet black; 30° tiltable; installation without tools in mounting set due to patented ball catch system; rectangular installation housing; with trim white aluminium; suitable for ceiling thickness of 2-25 mm; passive cooling of the LEDs through improved heat sink geometry; with COB (Chip on Board) technology for maximum efficiency; no appearance of multiple shadows; light colour 4000 K; binning initial MacAdam ≤ 2 SDCM; CRI ≥ 90; min. 80% of luminous flux after 50000 operating hours; energy efficient LEDs with high CRI; incl. high quality lens system; precise radiation characteristic with 31° beam; UGR ≤ 13; VDU compatible workplace luminaire according to DIN EN 12464-1; luminance above 65° ≤ 1500 cd/m²; degree of protection from below IP40 (from above IP20); PC2; 220-240 V; incl. converter, non dimmable; through wiring connection box, 3-pole or 5-pole, available as an accessory; accessories are listed separately; light source replaceable by an authorized professional; control gear replaceable by an authorized professional;

Light distribution



Product drawing



General

Ceiling | Recessed

tilt max 30°

jet black | RAL 9005 ¹

Mounting set white aluminium

front IP40 | back IP20

3560 lm

fixture 117 lm/W ²

LED

4000 K

CRI ≥ 90

L80 / 50000 h

initial MacAdam ≤ 2 SDCM

R_g: 98 | R_r: 90 | R_{t(1-15)}: 88

MR 0.8 | MDER 0.72

Optical

medium | beam angle 31°

UGR ≤ 13 | ≥65° <1500 cd/m²

PstLM ≤ 1.0 ³ | SVM ≤ 0.4 ³

Electrical

non DIM

PC2 | 220-240 V

system 35 W | fixture 15.2 W

total fixtures 30 W

36 Vf | 450 mA

Physical

trim

length 218 mm | width 118 mm | height 95 mm

1.41 kg

Cutout

length 210 mm | width 112 mm

min. ceiling thickness 2 mm | max. ceiling thickness 25 mm

recessed depth 100 mm

¹ RAL code
² incl. consideration of optical losses & internal control unit losses
³ Value of containing product at full load (undimmed)

Installation instructions



Lighting calculator



SASSO 100 square adjustable

trim 2 lamps

048-2730111M 048-279931G 002-90766



Project / Type

Notes

Count / Date

Maintenance Factors

Operating Time [h]	10 000	20 000	30 000	40 000	50 000
LLMF	0.964	0.923	0.884	0.847	0.811
LSF	1	1	1	1	1
MF	LMF × RSMF × LLMF × LSF		RSMF ^a	Room Surface Maintenance Factor	
MF	Maintenance Factor		LLMF	Lamp Lumens Maintenance Factor	
LMF ^a	Luminaire Maintenance Factor		LSF	Lamp Survival Factor	

^a According to "CIE 97, Maintenance of indoor electric lighting systems", 2005, ISBN 3-900-734-34-8. The values must be determined by the planner.

Circuit Breaker Types

Automatic Circuit Breaker Type	Number of Fixtures
B10	22
B16	36
C10	37
C16	60

Components

MOUNTING SET with trim 2 lamps

TYPE	COLOUR	L-W-H (MM)	ARTICLE NUMBER(S)
for intermediate ceilings	white aluminium	218-118-35	048-279931G



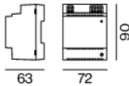
POWER SUPPLY

L-W-H (MM)	ARTICLE NUMBER(S)
143-43-30	002-90766

Optional electrical accessories

DIN RAIL POWER SUPPLY

L-W-H (MM)	ARTICLE NUMBER(S)
72-90-63	005-6520210



DIN RAIL LED DRIVER

TYPE	L-W-H (MM)	ARTICLE NUMBER(S)
2×42W 48V DC UOUT 10–40V	36-88-59	005-6121030



Optional electrical accessories

POWER SUPPLY PREWIRED

TYPE	ARTICLE NUMBER(S)
with junktion box	002-90767A
with junktion box	002-90789A
with junktion box	002-90776A
with junktion box	002-90766A
with junktion box	002-90780A
with junktion box	002-90774A



SASSO 100 square adjustable

trim 2 lamps

048-2730111M 048-279931G 002-90766



Project / Type

Notes

Count / Date

Electrical accessories

THROUGH WIRING CONNECTION BOX

TYPE	L-W-H (MM)	ARTICLE NUMBER(S)
non DIM cable ø 4 – 12 mm, Linect®-Ready	105-58-30	005-2531110
DALI cable ø 4 – 12 mm, Linect®-Ready	105-58-30	005-2551110

